Fine Inductors

Fastron

endrich

components of life

# 2015/16

# SHORT FORM

## PRODUCT CATALOGUE

www.fastrongroup.com

Certified:
ISO 14001
ISO 9001
ISO/TS 16949

## ...with new products

including for medical applications (Chip Inductor ASM series)



**Plugable Inductors (Pin Type Coils)**
09HVP designed for High Voltages

**SMD Power Inductors**
PISTHV designed for High Voltages



**Non-magnetic Chip Inductors**
0805ASM

Approved according to AEC-Q200

Suitable for temperatures up to 150°C (including component self-heating)

RoHS

Part is RoHS conform and Halogen free

Mechanical shock and vibration proof

Designed for High Q-values

Exceptionally High Q-values

Developed for Currents up to 10 Amps

Developed for Voltages up to 400 Volt DC

# Contents

1. **Chip Inductors for RF Applications (Wire wound - open)**
**[EIA Norm] [IEC Std]**
- 0402 AS (1005) ..... 2
- 0603 AS (1608) ..... 2
- 0603 AQ (1608) ..... 2
- 0603 F (1608) ..... 2
- 0805 AS (2012) ..... 2
- 0805 AQ (2012) ..... 2
- 0805 F (2012) ..... 2
- 1008 AS (2520) ..... 2
- 1008 F (2520) ..... 3
- 1206 AS (3216) ..... 3
- 1206 F (3216) ..... 3
- 1210 AS (3225) ..... 3
- 1210 F (3225) ..... 3
- 1812 AS (4532) ..... 3
- 1812 AF (4532) ..... 3

2. **Chip Inductors for Power Applications**
**[EIA Norm] [IEC Std]**
- 1212 FPS (3015) .....4
- 1616 FPS (4018) .....4
- 242408 FPS(6020) ..... 4
- New 242418 FPS(6045) ..... 4

3. **Transponder Coils (for RFID)**
- 1812 AFTC ..... 4
- 4513 FP ..... 4
- 4408 AF.....4
- New 4408 AQ.....5
- ZASL, ZASL/N ..... 5

4. **Moulded Inductors**
- CCSH .....5
- CCSS .....5

5. **Leaded Inductors (Fixed Choke Coils)**
- MICC, MICC/N ..... 5
- MICCS, MICCS/N..... 5
- SMCC, SMCC/N ..... 5
- MECC ..... 6
- LACC ..... 6
- HACC .....6
- HBCC .....6
- HCCC .....6
- VHBCC .....6
- XHBCC .....6

6. **Suppression Coils**
- MISC .....6
- SMSC .....7
- MESC .....7
- LASC .....7
- SSSC ..... 7
- MSSC .....7
- LSSC .....7
- 77 A .....7

7. **Plugable Inductors (Pin Type Coils)**
- 07 P (with tube) ..... 8
- 07 P/F (with cap) ..... 8
- 09 P (with tube) ..... 8
- 09 P/F (with cap) ..... 8
- 11 P (with tube) ..... 8
- 11 PHC (with tube) ..... 8
- 07 M, 07 MFG (shielded) ..... 8
- 07 HCP & 07 HCP/T (with tube) ..... 9
- New 07 HVP & 07 HVP/T (with tube) ..... 9
- New 09 HCP & 09 HCP/T (with tube) ..... 9
- New 09 HVP & 09 HVP/T (with tube) ..... 9

8. **Wide Band Chokes and Beads**
- 06 H ..... 9
- Leaded Beads (Bead/4, 8, 10, 92) .... 9
- SMD Beads (SMB/001, SMB/002) ... 10

9. **SMD Power Inductors**
- PISG .....10
- PISL ..... 10
- PISM ..... 10
- New PISMHV ..... 10
- SPISM (shielded) ..... 10
- PISN ..... 10
- New PISNHV.....10
- PISR ..... 11
- PIST .....11
- New PISTHV .....11
- PIS 2408 (shielded) ..... 11
- PIS 2416 (shielded) ..... 11
- PIS 2812 (shielded) ..... 11
- PIS 2816 (shielded) ..... 11
- New PIS 4119 (shielded) ..... 11
- PIS 4716 (shielded) ..... 12
- PIS 4720 (shielded) ..... 12
- PIS 4728 (shielded) ..... 12

10. **Rod Core Chokes (RCC)**
- 3RCC ..... 12
- 4RCC ..... 12
- 5RCC ..... 12
- 6RCC ..... 12

11. **Toroid Line Chokes (TLC)**
- TLC/0.1A .....13
- TLC/0.25A .....13
- TLC/0.5A .....13
- TLC/1A .....13
- TLC/2.5A ..... 13
- TLC/5A ..... 13
- TLC/10A ..... 13

12. **FASTRON's component Icons**..... 14

## Chip Inductors for RF Applications (Wire wound - open)

| Type | Dimensions (mm) | Specifications | SPQ |
|---|---|---|---|
| **0402 AS**<br>  | 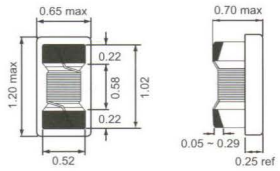 | Inductance (L) : 0.9nH - 220nH<br>SRF : 190MHz - 6000MHz<br>DCR : 0.04Ω - 2.00Ω<br>Rated DC Current : 50mA - 1360mA<br>Core Material : Ceramic<br>**Also available :**<br>**- non-magnetic, ASM**<br>New | Taped / Reel : 5000 [-01]<br>2000 [-08]<br>Engineer's Kit available :<br>**EK-0402AS-X** |
| **0603 AS**<br>  | 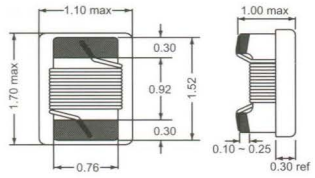 | Inductance (L) : 1.20nH - 1200nH<br>SRF : 140MHz - >6000MHz<br>DCR : 0.030Ω - 4.2Ω<br>Rated DC Current : 100mA - 850mA<br>Core Material : Ceramic<br>**Also available :**<br>**- non-magnetic, ASM**<br>New | Taped / Reel : 4000 [-01]<br>2000 [-08]<br>15000 [-04]<br>Engineer's Kit available :<br>**EK-0603AS-X** |
| **0603 AQ**<br>  | 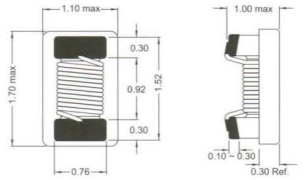 | Inductance (L) : 1.15nH - 220nH<br>SRF : 0.80GHz - 12.30GHz<br>DCR : 0.020Ω - 1.610Ω<br>Rated DC Current : 0.19A - 3.20A<br>Core Material : Ceramic<br>**High Q** | Taped / Reel : 4000 [-01]<br>2000 [-08]<br>15000 [-04]<br>Engineer's Kit available :<br>**EK-0603AQ-X** |
| **0603 F**<br>  | 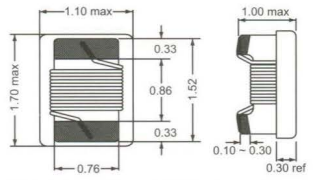 | Inductance (L) : 47nH - 2200nH<br>SRF : 140MHz - 1500MHz<br>DCR : 0.075Ω - 2.00Ω<br>Rated DC Current : 0.32A - 1.40A<br>Core Material : Ferrite | Taped / Reel : 4000 [-01]<br>2000 [-08]<br>15000 [-04]<br>Engineer's Kit available :<br>**EK-0603F-X** |
| **0805 AS**<br>  | 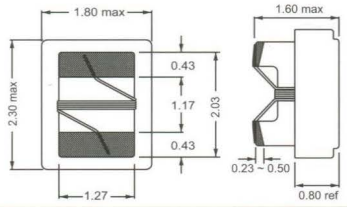 | Inductance (L) : 2.70nH - 10000nH<br>SRF : 35MHz - 6000MHz<br>DCR : 0.08Ω - 16.0Ω<br>Rated DC Current : 60mA - 600mA<br>Core Material : Ceramic<br>**Also available :**<br>**- non-magnetic, ASM**<br>New | Taped / Reel : 2500 [-01]<br>7500 [-04]<br>Engineer's Kit available :<br>**EK-0805AS-X** |
| **0805 AQ**<br>  | 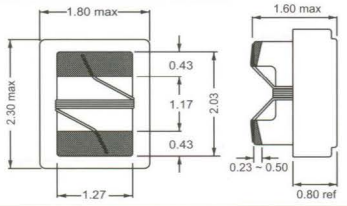 | Inductance (L) : 2.5nH - 56nH<br>SRF : 1400MHz - >6000MHz<br>DCR : 0.02Ω - 0.12Ω<br>Rated DC Current : 1000mA - 1600mA<br>Core Material : Ceramic<br>**High Q** | Taped / Reel : 2500 [-01]<br>7500 [-04]<br>Engineer's Kit available :<br>**EK-0805AQ-X** |
| **0805 F**<br>  | 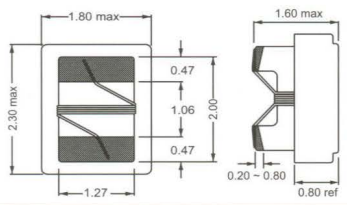 | Inductance (L) : 0.68µH - 22µH<br>SRF : 30MHz - 350MHz<br>DCR : 0.50Ω - 6Ω<br>Rated DC Current : 97mA - 450mA<br>Core Material : Ferrite | Taped / Reel : 2500 [-01]<br>7500 [-04]<br>Engineer's Kit available :<br>**EK-0805F-X** |
| **1008 AS**<br>  | 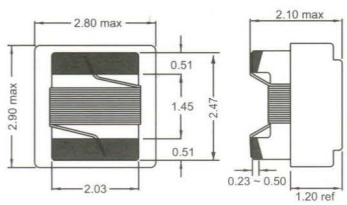 | Inductance (L) : 4.7nH - 12000nH<br>SRF : 30MHz - 6000MHz<br>DCR : 0.08Ω - 11.5Ω<br>Rated DC Current : 110mA - 1000mA<br>Core Material : Ceramic<br>**Also available :**<br>**- non-magnetic, ASM**<br>New | Taped / Reel : 2000 [-01]<br>7500 [-04]<br>Engineer's Kit available :<br>**EK-1008AS-X** |

Parts not actual size and colours may vary.

All rights reserved. Specifications subject to change without prior notification. Check our website for latest information and updates.

## Chip Inductors for RF Applications (Wire wound - open)

| Type | Dimensions (mm) | Specifications | SPQ |
|---|---|---|---|
| **1008 F**<br>  | 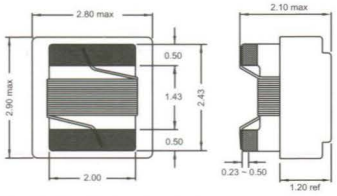 | Inductance (L) : 1.0µH - 100µH<br>SRF : 14MHz - 210MHz<br>DCR : 0.32Ω - 25Ω<br>Rated DC Current : 55mA - 650mA<br>Core Material : Ferrite | Taped / Reel : 2000 [-01]<br>7500 [-04]<br>Engineer's Kit available :<br>**EK-1008F-X** |
| **1206 AS**<br>  | 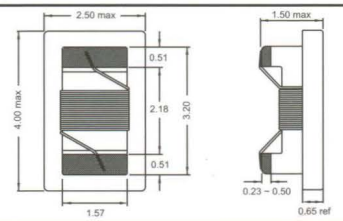 | Inductance (L) : 3.3nH - 4700nH<br>SRF : 120MHz - 6000MHz<br>DCR : 0.05Ω - 7.2Ω<br>Rated DC Current : 120mA - 1000mA<br>Core Material : Ceramic<br>**Also available :**<br>**- non-magnetic, ASM**<br>New | Taped / Reel : 2000 [-01]<br>7500 [-04]<br>Engineer's Kit available :<br>**EK-1206AS-X** |
| **1206 F**<br>  | 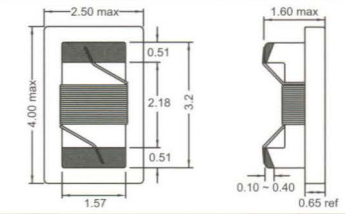 | Inductance (L) : 1.0µH - 100µH<br>SRF : 13MHz - 300MHz<br>DCR : 0.98Ω - 21Ω<br>Rated DC Current : 80mA - 350mA<br>Core Material : Ferrite | Taped / Reel : 2000 [-01]<br>7500 [-04]<br>Engineer's Kit available :<br>**EK-1206F-X** |
| **1210 AS**<br>  | 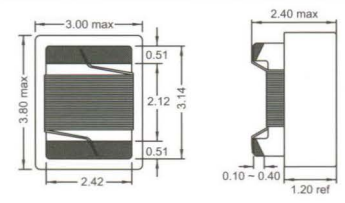 | Inductance (L) : 10nH - 15000nH<br>SRF : 20MHz - 4100MHz<br>DCR : 0.08Ω - 7Ω<br>Rated DC Current : 120mA - 1000mA<br>Core Material : Ceramic<br>**Also available :**<br>**- non-magnetic, ASM**<br>New | Taped / Reel : 800 [-01]<br>3000 [-04]<br>Engineer's Kit available :<br>**EK-1210AS-X** |
| **1210 F**<br>  | 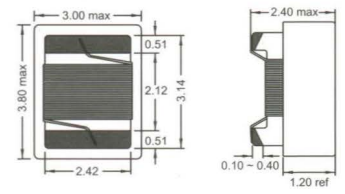 | Inductance (L) : 0.1µH - 1000µH<br>SRF : 1.6MHz - 375MHz<br>DCR : 0.15Ω - 32Ω<br>Rated DC Current : 55mA - 1131mA<br>Core Material : Ferrite | Taped / Reel : 800 [-01]<br>3000 [-04]<br>Engineer's Kit available :<br>**EK-1210F-X** |
| **1812 AS**<br>  | 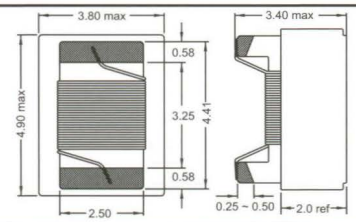 | Inductance (L) : 1.0µH - 82µH<br>SRF : 15MHz - 277MHz<br>DCR : 1.2Ω - 59Ω<br>Rated DC Current : 55mA - 480mA<br>Core Material : Ceramic<br>**Also available :**<br>**- non-magnetic, ASM**<br>New | Taped / Reel : 600 [-01]<br>2200 [-04]<br>Engineer's Kit available :<br>**EK-1812AS-X** |
| **1812 AF**<br>  | 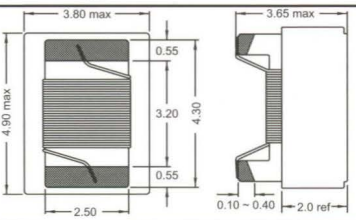 | Inductance (L) : 3.9µH - 2200µH<br>SRF : 0.62MHz - 145MHz<br>DCR : 0.59Ω - 84Ω<br>Rated DC Current : 32mA - 410mA<br>Core Material : Ceramic & Ferrite | Taped / Reel : 600 [-01]<br>2200 [-04]<br>Engineer's Kit available :<br>**EK-1812AF-X** |

Parts not actual size and colours may vary.


All rights reserved. Specifications subject to change without prior notification. Check our website for latest information and updates.

## Chip Inductors for Power Applications / Transponder Coils (for RFID)

| Type | Dimensions (mm) | Specifications | SPQ |
|---|---|---|---|
| **1212 FPS** (Shielded) | 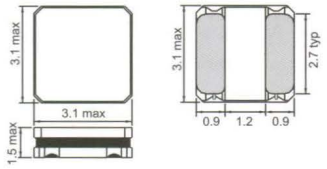  | Inductance (L) : 1.0µH - 100µH<br>SRF : 11MHz - 145MHz<br>DCR : 0.048Ω - 2.920Ω<br>Rated DC Current : 0.25A - 2.10A<br>Core Material : Ferrite | Taped / Reel : 2000 [-01] |
| **1616 FPS** (Shielded) | 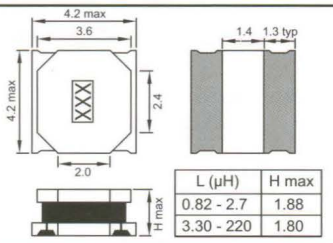  <table><tr><th>L (µH)</th><th>H max</th></tr><tr><td>0.82 - 2.7</td><td>1.88</td></tr><tr><td>3.30 - 220</td><td>1.80</td></tr></table> | Inductance (L) : 0.82µH - 220µH<br>DCR : 20.8mΩ - 3552mΩ<br>Rated DC Current : 0.28A - 4A<br>Core Material : Ferrite | Taped / Reel : 3000 [-01] |
| **242408 FPS** (Shielded) | 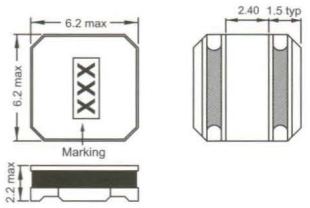  | Inductance (L) : 0.5µH - 47µH<br>DCR : 11.7mΩ - 444mΩ<br>Rated DC Current : 0.8A - 5.2A<br>Core Material : Ferrite | Taped / Reel : 2000 [-01] |
| **242418 FPS** (Shielded) | 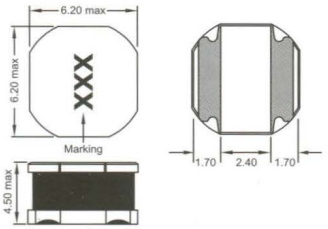  | Inductance (L) : 1.0µH - 220µH<br>DCR : 13mΩ - 1104mΩ<br>Rated DC Current : 0.5A - 6.5A<br>Core Material : Ferrite | Taped / Reel : 1000 [-01] |
| **1812 AFTC**  | 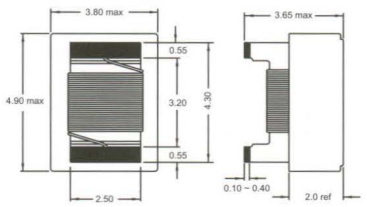  | Inductance (L) : 0.40mH - 7.36mH<br>SRF : 470kHz - 1800kHz<br>DCR : 12.4Ω - 250Ω<br>Core Material : Ceramic & Ferrite<br>**Small Package**<br>**Transponder Coil** | Taped / Reel : 600 [-01]<br>2200 [-04] |
| **4513 FP**  | 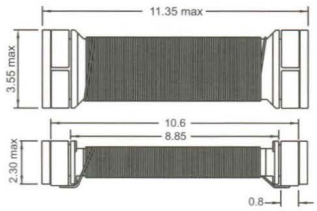  | Inductance (L) : 0.40mH - 10mH<br>SRF : 235kHz - 6340kHz<br>DCR : 11.5Ω - 150Ω<br>Core Material : Plastic & Ferrite<br>**Very Robust Transponder Coil** | Taped / Reel: 3000 [-04]<br>1000 [-08] |
| **4408 AF**  | 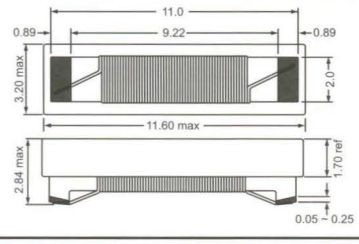  | Inductance (L) : 0.37mH - 16.2mH<br>SRF : 200kHz - 1200kHz<br>DCR : 6.4Ω - 175Ω<br>Core Material : Ceramic & Ferrite<br>**Transponder Coil** | Taped / Reel: 3000 [-04]<br>1000 [-08] |

Parts not actual size and colours may vary.

All rights reserved. Specifications subject to change without prior notification. Check our website for latest information and updates.

## Transponder Coils (for RFID) / Moulded Inductors / Leaded Inductors (Fixed Choke Coils)

| Type | Dimensions (mm) | Specifications | SPQ |
|---|---|---|---|
| **4408 AQ** | 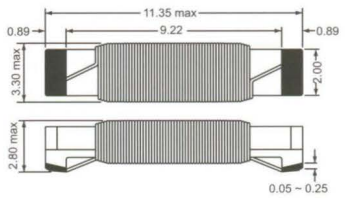  | Inductance (L) : 4.70mH - 13.50mH<br>SRF : 285kHz - 433kHz<br>DCR : 68Ω - 138Ω<br>Core Material : Ceramic & Ferrite<br>**Transponder Coil**<br>**High Q** | Taped / Reel: 3000 [-04]<br>1000 [-08] |
| **ZASL, ZASL/N** | 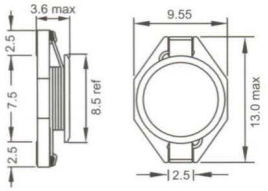  | Inductance (L) : 2.38mH - 7.20mH<br>SRF : 910kHz - 1781kHz<br>DCR : 12Ω - 32Ω<br>Core Material : Ferrite,<br>Plastic moulded base<br>**Transponder Coil** | Taped / Reel: 1500 [-04] |
| **CCSH** | 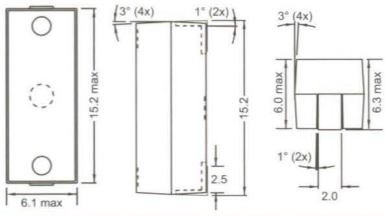  | Inductance (L) : 10µH - 33000µH<br>SRF : 0.20MHz - 18MHz<br>DCR : 0.17Ω - 150Ω<br>Rated DC Current : 0.035A - 1.40A<br>Core Material : Ferrite<br>**Similar to axial HBCC** | Taped / Reel : 750 [-04] |
| **CCSS** | 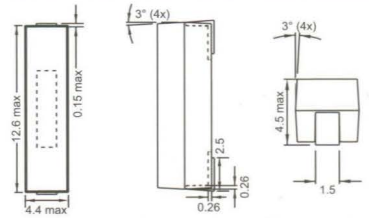  | Inductance (L) : 1µH - 10000µH<br>SRF : 0.35MHz - 174MHz<br>DCR : 0.16Ω - 115Ω<br>Rated DC Current : 0.025A - 1.2A<br>Core Material : Ferrite<br>**Similar to axial SMCC** | Taped / Reel : 1700 [-04] |
| **MICC, MICC/N** | 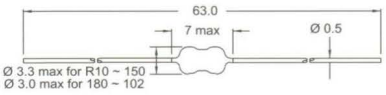  | Inductance (L) : 0.10µH - 1000µH<br>SRF : 1.5MHz - 600MHz<br>DCR : 0.11Ω - 33Ω<br>Rated DC Current : 0.055A - 1.10A<br>Core Material : Phenolic<br>Ferrite | **Axial** **Radial**<br>**Taped/ Reel** 4000 [-01] 2000 [-31]<br>**Taped/ Ammopack** 1500 [-02] 3500 [-32] |
| **MICCS, MICCS/N** | 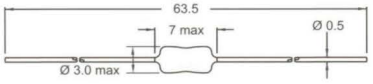  | Inductance (L) : 27µH - 330µH<br>SRF : 5MHz - 26MHz<br>DCR : 3.10Ω - 28Ω<br>Rated DC Current : 105mA - 195mA<br>Core Material : Ferrite<br>**High SRF** | **Axial** **Radial**<br>**Taped/ Reel** 4000 [-01] 2000 [-31]<br>**Taped/ Ammopack** 1500 [-02] 3500 [-32] |
| **SMCC, SMCC/N** | 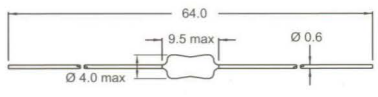  | Inductance (L) : 0.10µH - 10000µH<br>SRF : 0.35MHz - 380MHz<br>DCR : 0.08Ω - 115Ω<br>Rated DC Current : 25mA - 1600mA<br>Core Material : Phenolic<br>Ferrite<br>**Similar to moulded CCSS** | **Axial** **Radial**<br>**Taped/ Reel** 3500 [-01] 1500 [-31]<br>**Taped/ Ammopack** 1200 [-02] 2500 [-32] |

Parts not actual size and colours may vary.


All rights reserved. Specifications subject to change without prior notification. Check our website for latest information and updates.

## Leaded Inductors (Fixed Choke Coils) / Suppression Coils

| Type | Dimensions (mm) | Specifications | SPQ |
|---|---|---|---|
| **MECC**<br> | 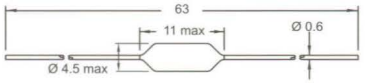 | Inductance (L) : 1µH - 150µH<br>SRF : 20MHz - 180MHz<br>DCR : 0.13Ω - 18Ω<br>Rated DC Current : 0.09A - 1.80A<br>Core Material : Ferrite | **Axial**<br>**Taped/ Reel** 3000 [-01]<br>**Taped/ Ammopack** 1200 [-02] |
| **LACC**<br>  | 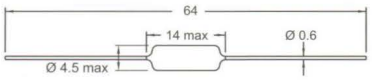 | Inductance (L) : 1µH - 56µH<br>SRF : 29MHz - 175MHz<br>DCR : 0.09Ω - 3.40Ω<br>Rated DC Current : 0.36A - 2.00A<br>Core Material : Ferrite | **Axial**<br>**Taped/ Reel** 3000 [-01]<br>**Taped/ Ammopack** 1000 [-02] |
| **HACC**<br> | 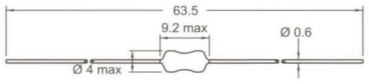 | Inductance (L) : 4.7µH - 1000µH<br>SRF : 2.8MHz - 60MHz<br>DCR : 0.17Ω - 18Ω<br>Rated DC Current : 0.12A - 1.30A<br>Core Material : Ferrite<br>**High SRF** | **Axial** **Radial**<br>**Taped/ Reel** -- 1500 [-31]<br>**Taped/ Ammopack** 1200 [-02] 1000 [-32] |
| **HBCC**<br>  | 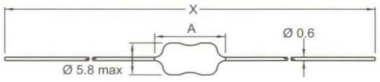 <br>L (µH) / A / X<br>1 - 18 / 14.5 / 63<br>22 - 100000 / 12.8 / 66 | Inductance (L) : 1µH - 100000µH<br>SRF : 0.12MHz - 200MHz<br>DCR : 0.08Ω - 390Ω<br>Rated DC Current : 0.020A - 2.20A<br>Core Material : Ferrite<br>**Similar to moulded CCSH** | **Axial** **Radial**<br>**Taped/ Reel** 1200 [-01] 1000 [-31]<br>**Taped/ Ammopack** 600 [-02] 1800 [-32] |
| **HCCC**<br> | 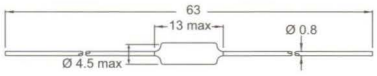 | Inductance (L) : 0.7µH - 33.0µH<br>DCR : 0.018Ω - 3.30Ω<br>Rated DC Current : 0.30A - 7.00A<br>Core Material : Ferrite | **Axial**<br>**Taped/ Reel** 2500 [-01]<br>**Taped/ Ammopack** 800 [-02] |
| **VHBCC**<br>  | 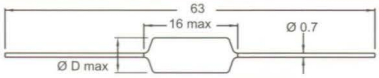 <br>L (µH) / Ø D max<br>47 / 6.3<br>10 - 33 & 68 - 100000 / 6 | Inductance (L) : 10µH - 100000µH<br>SRF : 0.06MHz - 38MHz<br>DCR : 0.09Ω - 490Ω<br>Rated DC Current : 34mA - 2900mA<br>Core Material : Ferrite | **Axial**<br>**Taped/ Reel** 1200 [-01]<br>**Tape/ Ammopack** 500 [-02] |
| **XHBCC**<br>  | 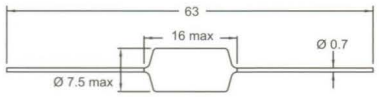 | Inductance (L) : 100µH - 100000µH<br>SRF : 0.06MHz - 2.50MHz<br>DCR : 0.24Ω - 245Ω<br>Rated DC Current : 50mA - 1620mA<br>Core Material : Ferrite | **Axial**<br>**Taped/ Reel** 800 [-01]<br>**Taped in Ammopack** 300 [-02] |
| **MISC**<br> | 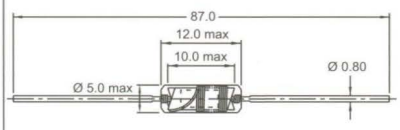 | Inductance (L) : 1µH - 100µH<br>DCR : 18mΩ - 22800mΩ<br>Rated DC Current : 0.15A - 4A<br>Core Material : Iron Dust | Axial<br>Taped / Reel : 1500 [-01] |

Parts not actual size and colours may vary.

All rights reserved. Specifications subject to change without prior notification. Check our website for latest information and updates.

## Suppression Coils

| Type | Dimensions (mm) | Specifications | SPQ |
|---|---|---|---|
| **SMSC** | 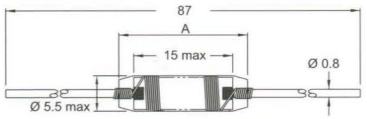 <br>L (µH) / A max: 1 - 23 / 17; 50 - 160 / 19 | Inductance (L) : 1µH - 160µH<br>DCR : 14mΩ - 21600mΩ<br>Rated DC Current : 0.15A - 6A<br>Core Material : Iron Dust | Axial<br>Taped / Reel : 1500 [-01] |
| **MESC** **Axial version** | 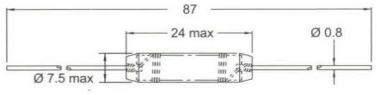 | Inductance (L) : 3µH - 1500µH<br>DCR : 22mΩ - 64800mΩ<br>Rated DC Current : 0.08A - 6A<br>Core Material : Iron Dust<br>Ferrite | Axial<br>Taped / Reel : 1000 [-01] |
| **SMD version** | 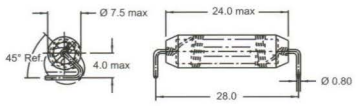 | Inductance (L) : 55µH - 1200µH<br>DCR : 360mΩ - 40800mΩ<br>Rated DC Current : 0.1A - 1.5A<br>Core Material : Iron Dust<br>Ferrite | SMD version<br>Taped / Reel : 550 [-04] |
| **LASC** | 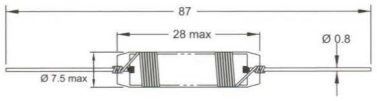 | Inductance (L) : 5µH - 470µH<br>DCR : 28mΩ - 24000mΩ<br>Rated DC Current : 0.15A - 6A<br>Core Material : Iron Dust | Axial<br>Taped / Reel : 1000 [-01] |
| **SSSC** |  <br>L(µH) / d: 4 / 0.8; 6 / 0.75; 8 / 0.63/0.65; 17 / 0.45 | Inductance (L) : 4µH - 17µH<br>DCR : 14mΩ - 63mΩ<br>Rated DC Current : 2A - 6A<br>Core Material : Ferrite | Axial<br>Loose / Box : 500 [-00] |
| **MSSC** | 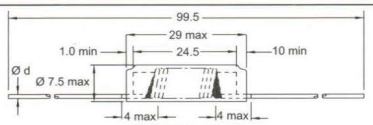 <br>L(µH) / d: 3 / 1.18; 6 / 0.95; 11,13 / 0.7; 20 / 0.5 | Inductance (L) : 3µH - 20µH<br>DCR : 6mΩ - 54mΩ<br>Rated DC Current : 3A - 9A<br>Core Material : Ferrite | Axial<br>Loose / Box : 350 [-00] |
| **LSSC** | 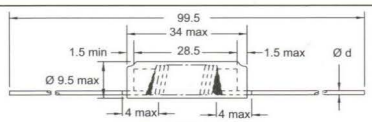 <br>L(µH) / d: 5 / 1.3; 9 / 0.95; 15 / 0.75; 25 / 0.63 | Inductance (L) : 5µH - 25µH<br>DCR : 5mΩ - 46mΩ<br>Rated DC Current : 3A - 10A<br>Core Material : Ferrite | Axial<br>Loose / Box : 200 [-00] |
| **77 A** | 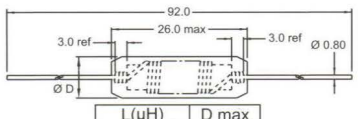 <br>L(µH) / D max: 5.6,10 / 8; 15 / 9; 33 / 10; 40 -10000 / 11 | Inductance (L) : 5.6µH - 10000µH<br>DCR : 0.021Ω - 14.4Ω<br>Rated DC Current : 0.3A - 8A<br>Core Material : Ferrite | Loose / Box : 300 [-00]<br>Taped / Reel : 500 [-01] |
|  | 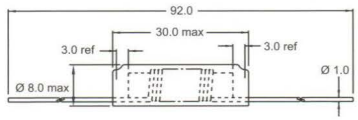 | Inductance (L) : 3.9µH<br>DCR : 0.011Ω<br>Rated DC Current : 12A<br>Core Material : Ferrite | Loose / Box : 300 [-00] |

Parts not actual size and colours may vary.


All rights reserved. Specifications subject to change without prior notification. Check our website for latest information and updates.

## Plugable Inductors (Pin Type Coils)

| Type | Dimensions (mm) | Specifications | SPQ |
|---|---|---|---|
| **07 P** (with tube) | 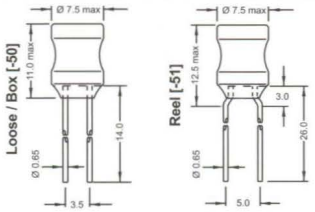  | Inductance (L) : 100µH - 8200µH<br>SRF : 0.65MHz - 5MHz<br>DCR : 0.5Ω - 33Ω<br>Rated DC Current: 50mA - 460mA<br>Core Material : Ferrite | Radial<br>Loose / Box : 500 [-50]<br>Taped / Reel : 700 [-51] |
| **07 P/F** (with cap) | 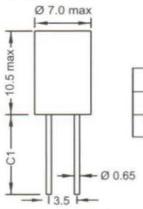  <table><tr><th>Packing</th><th>C1</th></tr><tr><td>Loose / Box</td><td>10.5</td></tr><tr><td>Taped / Reel</td><td>26.0</td></tr></table> | Inductance (L) : 680µH - 8200µH<br>SRF : 0.65MHz - 2.3MHz<br>DCR : 3.7Ω - 33Ω<br>Rated DC Current: 50mA - 170mA<br>Core Material : Ferrite | Radial<br>Loose / Box : 500 [-50]<br>Taped / Reel : 700 [-51] |
| **09 P** (with tube) | 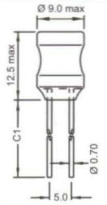  <table><tr><th>Packing</th><th>C1</th></tr><tr><td>Loose / Box</td><td>11</td></tr><tr><td>Taped / Reel</td><td>25</td></tr></table> | Inductance (L) : 1µH - 33000µH<br>SRF : 0.26MHz - 80MHz<br>DCR : 0.03Ω - 75Ω<br>Rated DC Current : 50mA - 7000mA<br>Core Material : Ferrite | Radial<br>Loose / Box : 500 [-50]<br>Taped / Reel : 500 [-51] |
| **09 P/F** (with cap) | 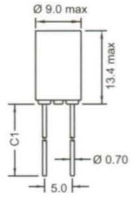  <table><tr><th>Packing</th><th>C1</th></tr><tr><td>Loose / Box</td><td>10.5</td></tr><tr><td>Taped / Reel</td><td>26.0</td></tr></table> | Inductance (L) : 10µH - 33000µH<br>SRF : 0.26MHz - 18MHz<br>DCR : 0.03Ω - 75Ω<br>Rated DC Current : 50mA - 2400mA<br>Core Material : Ferrite | Radial<br>Loose / Box : 500 [-50]<br>Taped / Reel : 500 [-51] |
| **11 P** (with tube) | 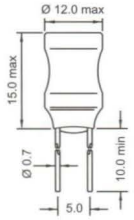  | Inductance(L) : 0.01mH - 150mH<br>SRF : 0.08MHz - 20MHz<br>DCR : 0.035Ω - 205Ω<br>Rated DC Current : 35mA - 3500mA<br>Core Material : Ferrite | Radial<br>Loose / Box : 250 [-50] |
| **11 PHC** (with tube) | 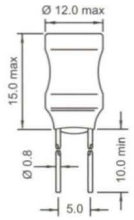  | Inductance(L) : 0.01mH - 47mH<br>DCR : 0.030Ω - 97Ω<br>Rated DC Current : 0.07A - 4.07A<br>Core Material : Ferrite<br>**For High Currents** | Radial<br>Loose / Box : 250 [-50] |
| **07 M** (shielded) | 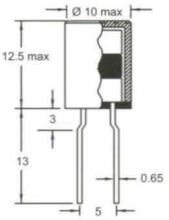  Also available in 3.5mm pitch (07MFG) | Inductance (L) : 1mH - 100mH<br>DCR : 3.4Ω - 120Ω<br>Rated DC Current : 7mA - 90mA<br>Core Material : Ferrite | Radial<br>Loose / Box : 250 [-50] |

Parts not actual size and colours may vary.

All rights reserved. Specifications subject to change without prior notification. Check our website for latest information and updates.

## Plugable Inductors (Pin Type Coils) / Wide Band Chokes and Beads

| Type | Dimensions (mm) | Specifications | SPQ |
|---|---|---|---|
| **07 HCP, 07 HCP/T** | 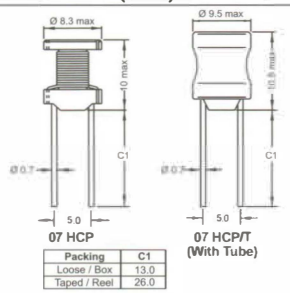  <table><tr><th>Packing</th><th>C1</th></tr><tr><td>Loose / Box</td><td>13.0</td></tr><tr><td>Taped / Reel</td><td>26.0</td></tr></table> | Inductance (L) : 1µH - 10000µH<br>DCR : 0.007Ω - 24Ω<br>Rated DC Current : 0.14A - 7.5A<br>Core Material : Ferrite<br><br>**For High Currents** | Radial<br>Loose / Box : 500 [-50]<br>Taped / Reel : 500 [-51] |
| **07 HVP, 07 HVP/T** New | 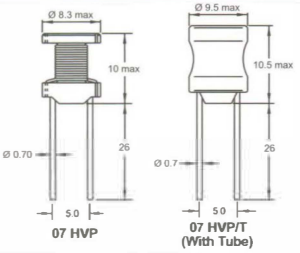  | Inductance (L) : 56µH - 1200µH<br>DCR : 0.13Ω - 2.98Ω<br>Rated DC Current : 0.34A - 1.93A<br>Core Material : Ferrite<br><br>**For High Voltages up to 400V DC** | Radial<br>Taped / Reel : 500 [-51] |
| **09 HCP, 09 HCP/T** New | 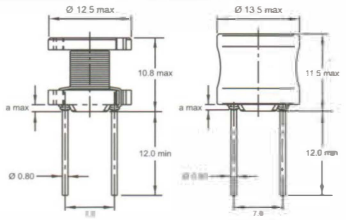  <table><tr><th>L(µH)</th><th>a max</th></tr><tr><td>10 - 120</td><td>3</td></tr><tr><td>150 - 1200</td><td>2</td></tr></table> | Inductance (L) : 10µH - 1200µH<br>DCR : 0.014Ω - 1.2Ω<br>Rated DC Current : 0.60A - 5.12A<br>Core Material : Ferrite<br><br>**For High Currents** | Radial<br>Loose / Box : 250 [-50] |
| **09 HVP, 09 HVP/T** New | 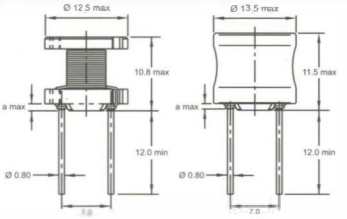  <table><tr><th>L(µH)</th><th>a max</th></tr><tr><td>82 - 120</td><td>3.0</td></tr><tr><td>150 - 1000</td><td>2.0</td></tr></table> | Inductance (L) : 82µH - 1000µH<br>DCR : 0.086Ω - 1.06Ω<br>Rated DC Current : 0.72A - 2.32A<br>Core Material : Ferrite<br><br>**For High Voltages up to 400V DC** | Radial<br>5 Trays / Box : 500 [-50] |
| **06 H**  | 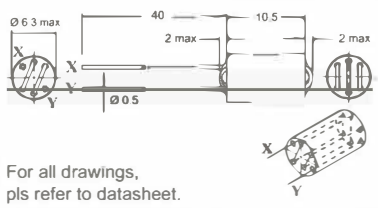  For all drawings, pls refer to datasheet. | Impedance (Z) : 300Ω - 800Ω<br>Rated DC Current : 1A - 3A<br>Core Material : Ferrite<br><br>**6 - Hole Ferrite Beads** | Axial<br>Loose / Box : 400/600 [-00] / 500 [-50] |
| **Leaded Beads**  | 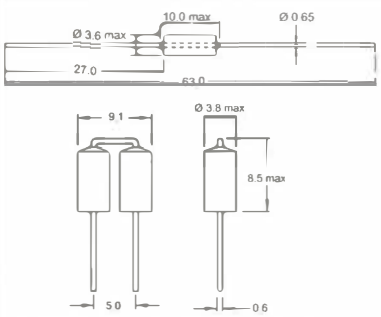  For all drawings, pls refer to datasheet. | Impedance (Z) : 21Ω - 90Ω<br>Rated DC Current : 3A - 6A<br>Core Material : Ferrite<br><br>**EMI Filters** | Taped / Ammopack : 1000 [-02]<br><br>Taped / Reel : 2000 [-51] |

Parts not actual size and colours may vary.


All rights reserved. Specifications subject to change without prior notification. Check our website for latest information and updates.

## Wide Band Chokes and Beads / SMD Power Inductors

| Type | Dimensions (mm) | Specifications | SPQ |
|---|---|---|---|
| **SMD Beads**<br> | 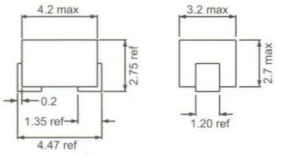 <br>For all drawings, pls refer to datasheet. | Impedance (Z) :<br>- 56 & 100 Ω typ @ 100MHz<br>- 63 & 112 Ω typ @ 300MHz<br>DCR : 0.01Ω - 0.015Ω<br>Rated DC Current : 5A<br>Core Material : Ferrite<br><br>**Flat Wire For High Currents** | Taped / Reel : 500 [-01]<br>3000 [-04] |
| **PISG**<br> | 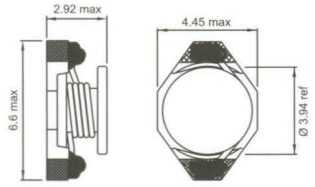 | Inductance (L) : 1.0µH - 1000µH<br>SRF : 2MHz - 130MHz<br>DCR : 0.05Ω - 13.8Ω<br>Rated DC Current : 0.07A - 2.9A<br>Material : Ferrite, Ceramic base<br><br>**With Leadfree Tinned Terminal** | Reel : 750 [-01] |
| **PISL**<br> | 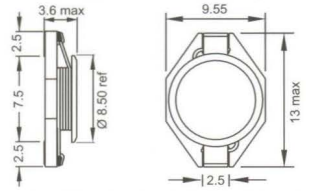 | Inductance (L) : 15µH - 6800µH<br>SRF : 1.5MHz - 24MHz<br>DCR : 0.07Ω - 30Ω<br>Rated DC Current : 0.045A - 1.7A<br>Core Material : Ferrite,<br>Plastic moulded base. | Taped / Reel : 1500 [-04] |
| **PISM**<br> | 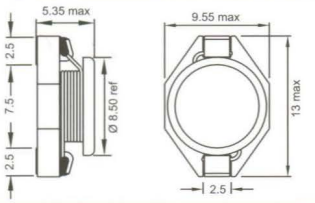 | Inductance (L) : 1µH - 2200µH<br>SRF : 1.4MHz - 115MHz<br>DCR : 0.008Ω - 7Ω<br>Rated DC Current : 0.22A - 6.9A<br>Core Material : Ferrite,<br>Plastic moulded base. | Taped / Reel : 1000 [-04] |
| **PISMHV**<br> <br> | 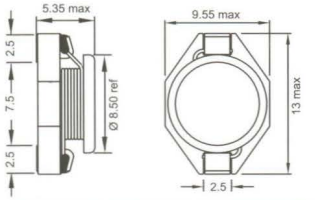 | Inductance (L) : 10µH - 2200µH<br>SRF : 1.4MHz - 28MHz<br>DCR : 0.036Ω - 7.967Ω<br>Rated DC Current : 0.24A - 3.57A<br>Core Material : Ferrite,<br>Plastic moulded base.<br><br>**For High Voltages up to 400V DC** | Taped / Reel : 1000 [-04] |
| **SPISM** (Shielded)<br> | 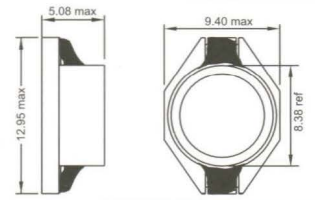 | Inductance (L) : 1µH - 1000µH<br>SRF : 2MHz - 100MHz<br>DCR : 0.021Ω - 8.3Ω<br>Rated DC Current : 0.17A - 5A<br>Core Material : Ferrite,<br>Plastic moulded base. | Taped / Reel : 1000 [-04] |
| **PISN**<br> | 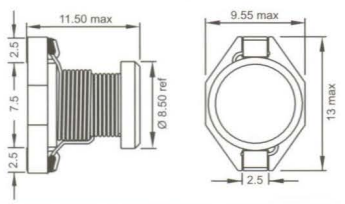 | Inductance (L) : 10µH - 10000µH<br>SRF : 0.3MHz - 19MHz<br>DCR : 0.024Ω - 19Ω<br>Rated DC Current : 0.11A - 4.9A<br>Core Material : Ferrite,<br>Plastic moulded base. | Taped / Reel : 250 [-04] |
| **PISNHV**<br> <br> | 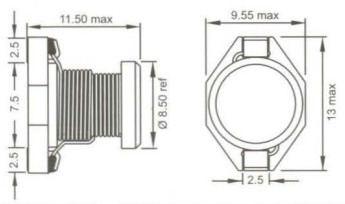 | Inductance (L) : 22µH - 10000µH<br>SRF : 0.38MHz - 10MHz<br>DCR : 0.050Ω - 18.77Ω<br>Rated DC Current : 0.15A - 3.27A<br>Core Material : Ferrite,<br>Plastic moulded base.<br><br>**For High Voltages up to 400V DC** | Taped / Reel : 250 [-04] |

Parts not actual size and colours may vary.

All rights reserved. Specifications subject to change without prior notification. Check our website for latest information and updates.

## SMD Power Inductors

| Type | Dimensions (mm) | Specifications | SPQ |
|---|---|---|---|
| **PISR** | 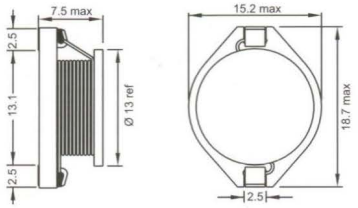  | Inductance (L) : 1µH - 10000µH<br>SRF : 0.55MHz - 164MHz<br>DCR : 0.009Ω - 18.5Ω<br>Rated DC Current : 0.2A - 8.6A<br>Core Material : Ferrite,<br>Plastic moulded base. | Taped / Reel : 350 [-04] |
| **PIST** | 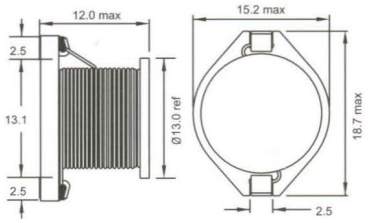  | Inductance (L) : 10µH - 10000µH<br>SRF : 300kHz - 17000kHz<br>DCR : 0.06Ω - 10.5Ω<br>Rated DC Current : 0.24A - 4.5 A<br>Core Material : Ferrite,<br>Plastic moulded base. | Taped / Reel : 200 [-04] |
| **PISTHV** New | 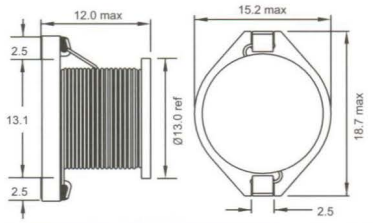  | Inductance (L) : 15µH - 10000µH<br>SRF : 0.40MHz - 11.35MHz<br>DCR : 0.034Ω - 10.5Ω<br>Rated DC Current : 0.21A - 4.9A<br>Core Material : Ferrite,<br>Plastic moulded base.<br>**For High Voltages up to 400V DC** | Taped / Reel : 200 [-04] |
| **PIS 2408** (Shielded)  | 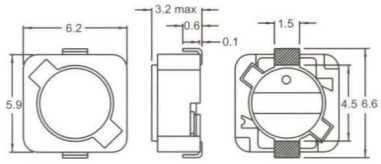  | Inductance (L) : 2.9µH - 330µH<br>DCR : 0.068Ω - 4.94Ω<br>Rated DC Current : 0.19A - 1.94A<br>Core Material : Ferrite,<br>Magnetically shielded. | Taped /Reel : 1200 [-04] |
| **PIS 2416** (Shielded) | 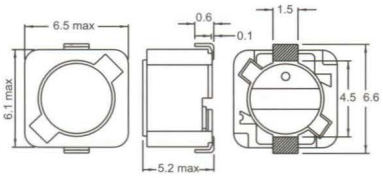  | Inductance (L) : 4.7µH - 1000µH<br>DCR : 0.09Ω - 9.26Ω<br>Rated DC Current : 0.14A - 2.40A<br>Core Material : Ferrite,<br>Magnetically shielded. | Taped / Reel : 1000 [-04] |
| **PIS 2812** (Shielded)  | 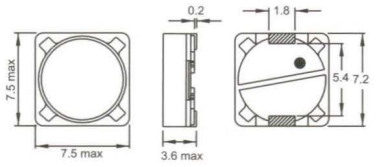  | Inductance (L) : 1µH - 1000µH<br>DCR : 50mΩ - 9440mΩ<br>Rated DC Current : 0.16A - 5A<br>Core Material : Ferrite,<br>Magnetically shielded. | Taped / Reel : 1200 [-04] |
| **PIS 2816** (Shielded)  | 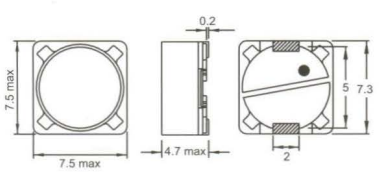  | Inductance (L) : 2.2µH - 1000µH<br>DCR : 45mΩ - 6000mΩ<br>Rated DC Current : 0.18A - 2.2A<br>Core Material : Ferrite,<br>Magnetically shielded. | Taped / Reel : 1000 [-04] |
| **PIS 4119** (Shielded) New | 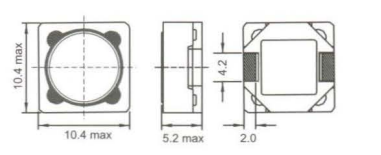  | Inductance (L) : 1.0µH - 1000µH<br>DCR : 0.007Ω - 2.8Ω<br>Rated DC Current : 0.4A - 8.8A<br>Core Material : Ferrite,<br>Magnetically shielded,<br>Plastic moulded base. | Taped / Reel : 600 [-04] |

Parts not actual size and colours may vary.


All rights reserved. Specifications subject to change without prior notification. Check our website for latest information and updates.

## SMD Power Inductors / Rod Core Chokes (RCC)

| Type | Dimensions (mm) | Specifications | SPQ |
|---|---|---|---|
| **PIS 4716** (Shielded)  | 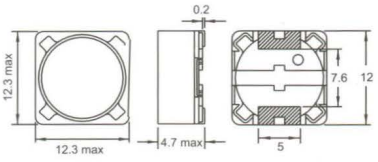  | Inductance (L) : 3.3µH - 330µH<br>DCR : 15mΩ - 990mΩ<br>Rated DC Current : 0.5A - 7A<br>Core Material : Ferrite,<br>Magnetically shielded. | Taped / Reel : 700 [-04] |
| **PIS 4720** (Shielded)  | 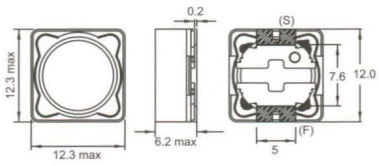  | Inductance (L) : 1.3µH - 1000µH<br>DCR : 12mΩ - 1530mΩ<br>Rated DC Current : 0.4A - 8A<br>Core Material : Ferrite,<br>Magnetically shielded. | Taped / Reel : 500 [-04] |
| **PIS 4728** (Shielded) | 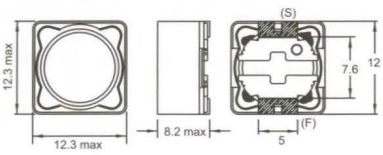  | Inductance (L) : 1.2µH - 1000µH<br>DCR : 7mΩ - 1820mΩ<br>Rated DC Current : 0.55A - 9.8A<br>Core Material : Ferrite,<br>Magnetically shielded. | Taped / Reel : 500 [-04] |
| **3RCC** | 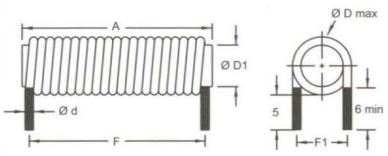  For all dimensions, pls refer to datasheet. | Inductance (L) : 1.8µH - 9.0µH<br>DCR : 0.008Ω - 0.020Ω<br>Rated DC Current : 1.0A - 2.5A<br>Core Material : Ferrite-Rod bar | Loose / Box : 1500 [-00] |
| **4RCC** | 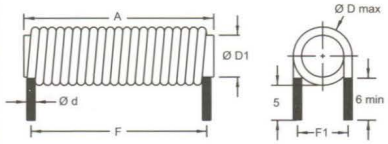  For all dimensions, pls refer to datasheet. | Inductance (L) : 1.8µH - 12µH<br>DCR : 0.003Ω - 0.022Ω<br>Rated DC Current : 2A - 10A<br>Core Material : Ferrite-Rod bar | Loose / Box : 1000 [-00] |
| **5RCC** | 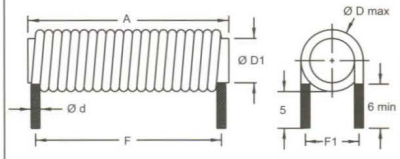  For all dimensions, pls refer to datasheet. | Inductance (L) : 2.5µH - 25.0µH<br>DCR : 0.005Ω - 0.038Ω<br>Rated DC Current : 1.0A - 6.0A<br>Core Material : Ferrite-Rod bar | Loose / Box : 800 [-00] |
| **6RCC** | 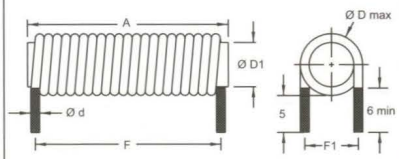  For all dimensions, pls refer to datasheet. | Inductance (L) : 4.0µH - 30.0µH<br>DCR : 0.005Ω - 0.046Ω<br>Rated DC Current : 2A - 10A<br>Core Material : Ferrite-Rod bar | Loose / Box : 500 [-00] |

Parts not actual size and colours may vary.

All rights reserved. Specifications subject to change without prior notification. Check our website for latest information and updates.

## Toroid Line Chokes (TLC)

| Type | Dimensions (mm) | Specifications | SPQ |
|---|---|---|---|
| **TLC/0.1A** | 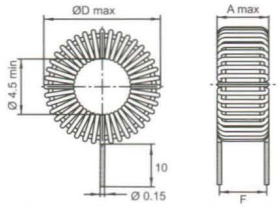  For all dimensions, pls refer to product page | Inductance (L) : 10µH - 1000µH<br>DCR : 330mΩ - 3100mΩ<br>Core Material : Iron Dust | Loose / Box : 2000 [-00] |
| **TLC/0.25A** | 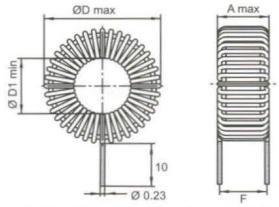  For all dimensions, pls refer to product page | Inductance (L) : 10µH - 1000µH<br>DCR : 130mΩ - 1420mΩ<br>Core Material : Iron Dust | Loose / Box : 1500/2000 [-00] |
| **TLC/0.5A** | 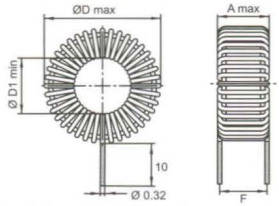  For all dimensions, pls refer to product page | Inductance (L) : 10µH - 1000µH<br>DCR : 75mΩ - 786mΩ<br>Core Material : Iron Dust | Loose / Box :<br>750/1000/1500 [-00] |
| **TLC/1A** | 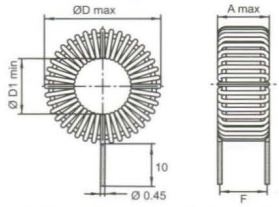  For all dimensions, pls refer to product page | Inductance (L) : 10µH - 1000µH<br>DCR : 38mΩ - 430mΩ<br>Core Material : Iron Dust | Loose / Box :<br>280/750/1000/1500 [-00] |
| **TLC/2.5A** | 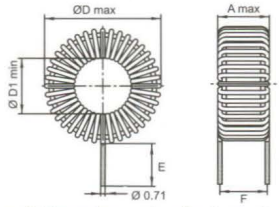  For all dimensions, pls refer to product page | Inductance (L) : 10µH - 1000µH<br>DCR : 14.5mΩ - 230mΩ<br>Core Material : Iron Dust | Loose / Box :<br>75/120/150/280/750/1000 [-00] |
| **TLC/5A** | 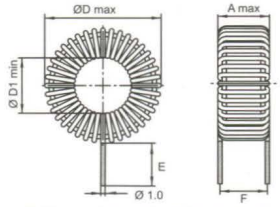  For all dimensions, pls refer to product page | Inductance (L) : 10µH - 1000µH<br>DCR : 8.3mΩ - 160mΩ<br>Core Material : Iron Dust | Loose / Box :<br>20/75/120/280/750 [-00] |
| **TLC/10A** | 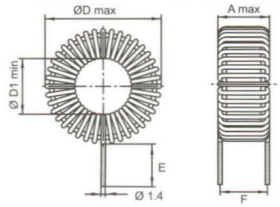  For all dimensions, pls refer to product page | Inductance (L) : 10µH - 1000µH<br>DCR : 5.5mΩ - 94mΩ<br>Core Material : Iron Dust | Loose / Box :<br>5/10/20/75/120/150 [-00] |

Parts not actual size and colours may vary.


All rights reserved. Specifications subject to change without prior notification. Check our website for latest information and updates.

## Icons - describing the component key-characteristics

Approved according to AEC-Q200

Suitable for temperatures up to 150°C
(including component self-heating)

Part is RoHS conform and Halogen free

Mechanical shock and vibration proof

Designed for High Q-values

Exceptionally High Q-values

Developed for Currents up to 10 Amps

Developed for Voltages up to 400 Volt DC

Products available from:

endrich

components of life

Endrich Bauelemente Vertriebs-GmbH
Hauptstr. 56
D - 72202 Nagold

Phone : +49 7452 / 6007 - 0
Fax : +49 7452 / 6007 - 70

endrich@endrich.com
www.endrich.com

**World Headquarters (FASTRON GmbH)**

Zum Kaiserblick 25
83620 Feldkirchen-Westerham
Germany
Phone : 0049 8063 9935
Fax : 0049 8063 6188

AMERICA : usa@fastrongroup.com

ASIA : asia@fastrongroup.com

EUROPE : germany@fastrongroup.com