


## Specifications

Ratings:	0.1A 30VDC / 10,000 life cycles 1.0A 25VDC / 5,000 life cycles
Operating Temp:	-10° C ~ +60° C
Contact Resistance:	50mΩ max. initial
Insulation Resistance:	100 MΩ min.
Dielectric Strength:	500VAC for 60 +/- 5 sec
Housing/plunger:	UL 94HB (standard) UL 94V0 (optional)
Changeover timing:	Non-short / shorting
Plating of terminals & moving contacts:	Silver plated (standard) Gold Plated (optional)



Ordering qty: 200pcs  
Switch with chassis: 500pcs

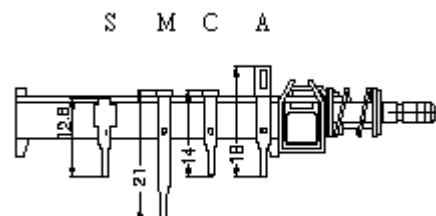
	2 Poles	4 Poles	6 Poles	8 Poles	10 Poles	16 Poles
Operating force:	400 +/- 100gf	550 +/- 150gf	750 +/- 150gf	750 +/- 150gf	750 +/- 150gf	750 +/- 150gf
Travel-to-Lock	3.5 mm	3.5 mm	3.5 mm	3.5 mm	3.5 mm	3.5 mm
Distance:	2.5 mm	2.5 mm				
	1.5 mm	1.5 mm				

## Ordering Single Switch

PBN	-	S	2	A	1.5	H	-	B	Ag
PBN=UL94HB	S = Self lock	2 = 2 Poles	Terminal	<u>Travel to Lock</u>	<u>Chassis Type</u>	<u>Terminal shape</u>			
	N =Non-lock	4 = 4 Poles	<u>Types</u>	1.5 mm	H= 2x Ø 3.2mm	A=straight terminal			
PBV=UL94V0		6 = 6 Poles	A	2.5 mm	T= 2x[M3x0.5mm]	B= snap-in terminal			
(2P, 4P & 6P)		8 = 8 Poles	C	3.5mm	C= Chassis Ear Cut				
		10 = 10 Poles	M		Nil = No chassis				<u>Contacts Plating</u>
		16 = 16 Poles	S						Ag=silver
									Au=gold

## Standard Terminals

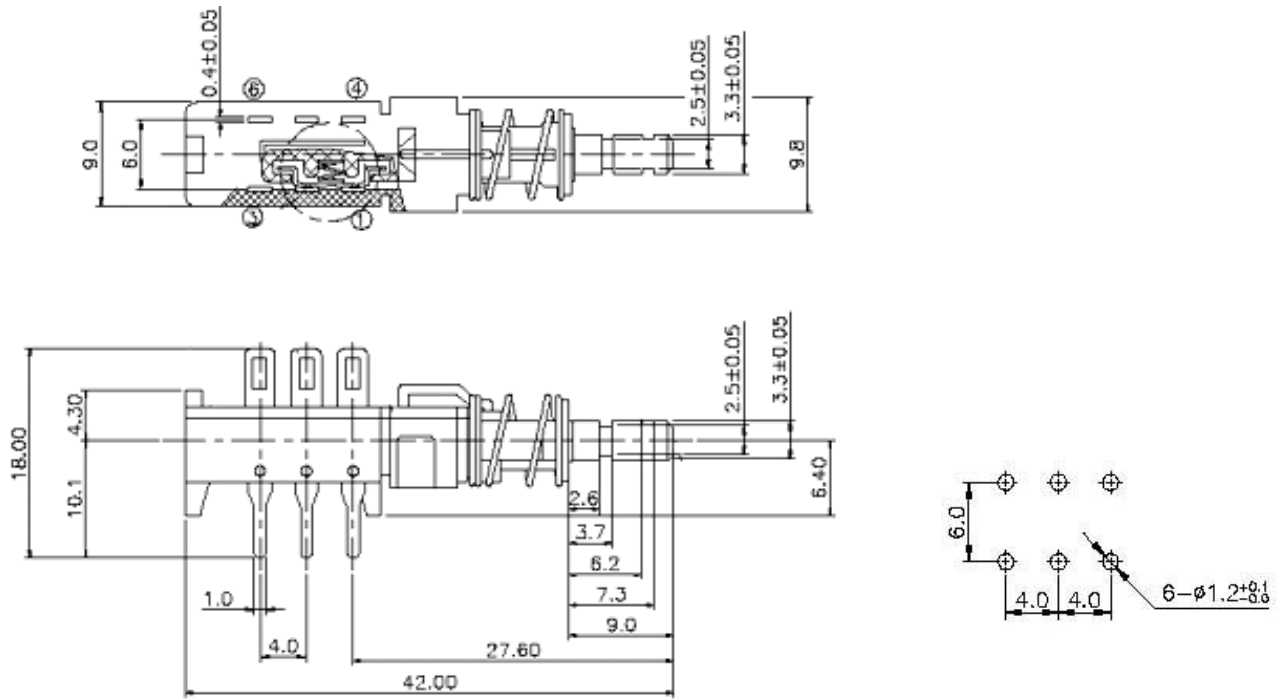
1. Only S terminal is available for 1.5mm and 2.5mm travel-to-lock versions.
2. Stocking terminals: A, C & S
3. Standard plating: Silver
4. Terminals available for Gold Plating: A, C, S
5. Terminal: Straight or Snap-in



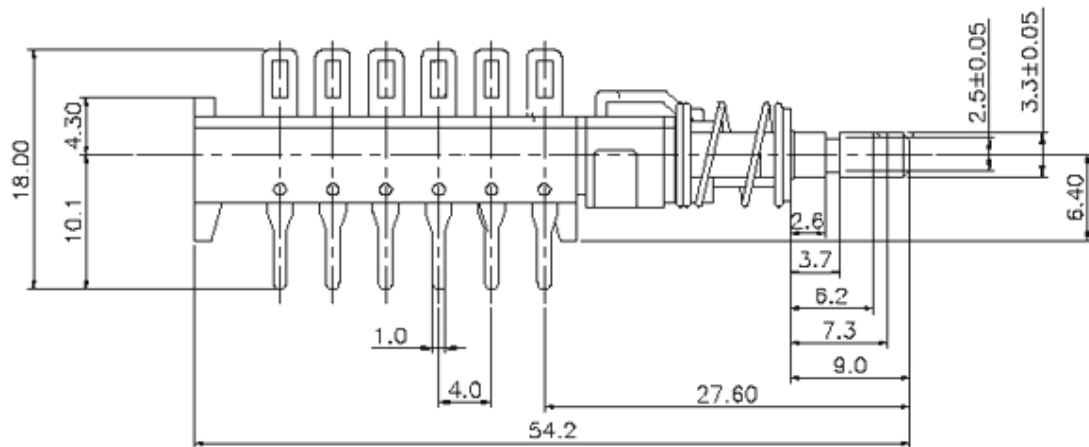
## Buttons

- BF series
- BC series

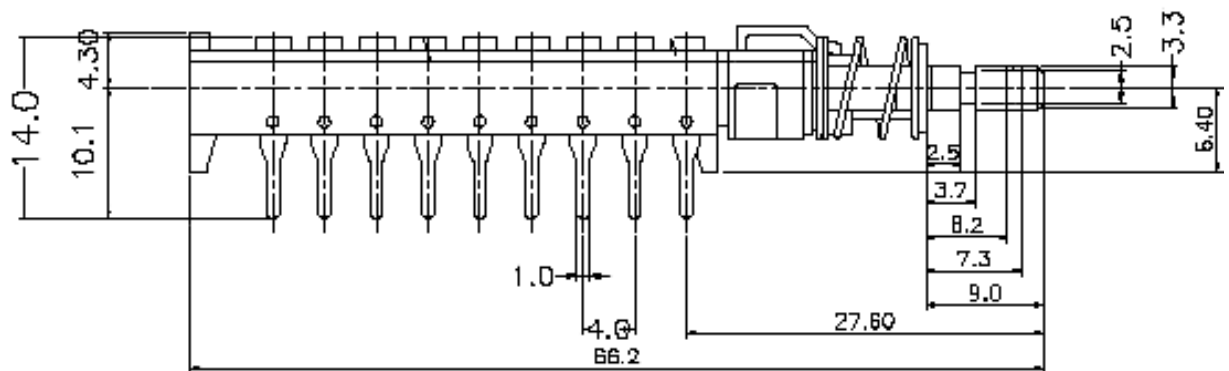
**2 Poles Version**



**4 Poles Version**



**6 Poles Version**

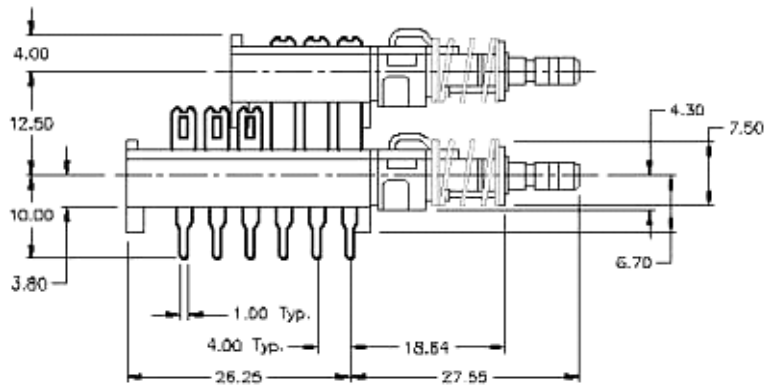


## Piggy Back Switches

Piggy back switches are made by two switches of different poles. For examples, a 2-pole + 4-pole switch, as shown in this drawing. You can have other combinations like (2-pole + 6-pole), (4-pole + 6-pole), etc.

**Application:** It is often used where space is a premium in your PCB and two switches are necessary.

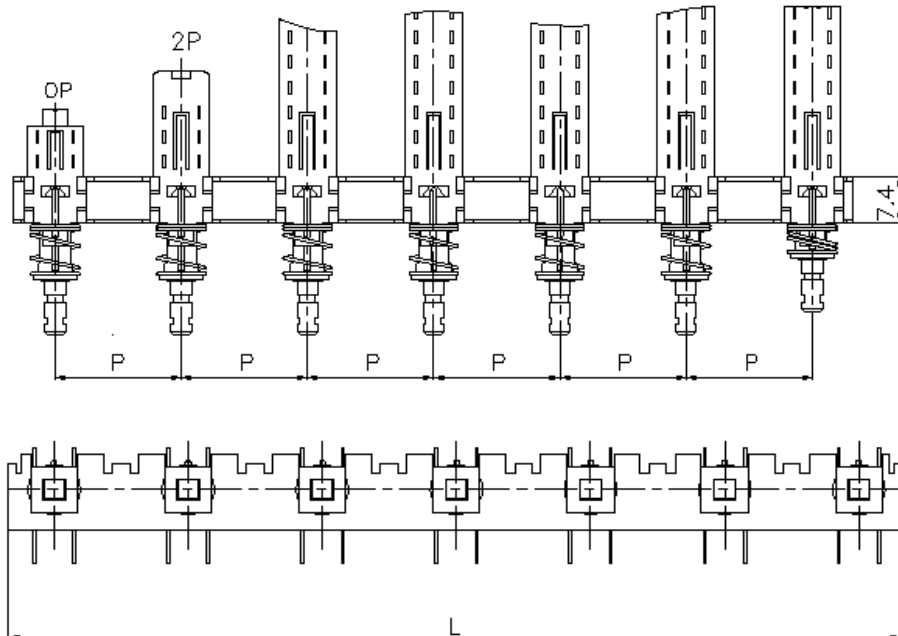
**Mechanism:** The top switch controls the front terminals while the back terminals are controlled by the bottom switch.



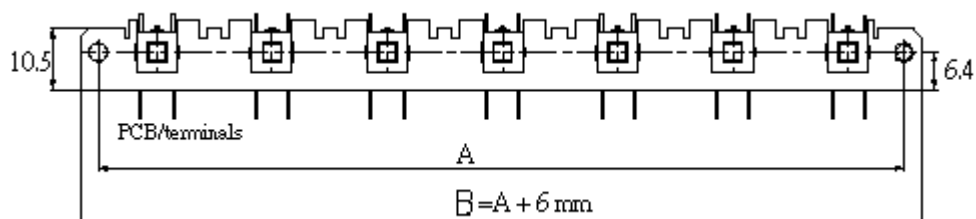
Please contact Toneluck or her sales representatives for ordering piggy back switches.

## Switches Assembly

### Chassis: cut ear



### Chassis with screw holes



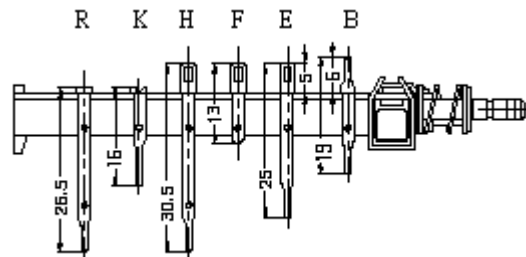
**Standard Pitch distances (P):** 10mm, 12.5mm, 15mm, 17.5mm, 20mm, 25mm, 30mm.

## Ordering Switch Assembly

For Gang Switch (Switch assembly) ordering, please refer to Appendix A in this catalogue.

## Optional Terminal Types

The following terminals are also available, however, they require longer delivery lead-time. The MOQ requirement is 10kpcs per order for these optional terminals. Should you need any other terminals which you can't find in this catalog, please contact Toneluck or her sales representatives.



## Low Force 2-Pole Switch

There is a low force 2-pole push button switch with 150gf operating force available. Please refer to the following ordering instruction:

**PBL - S 2 A 1.5 H - B Ag**

S = Self lock  
N = Non-lock

2 = 2 Poles  
only

Terminal  
Types  
A  
C  
M  
S

Travel to Lock  
1.5 mm  
2.5 mm  
3.5mm

Chassis Type  
H= 2x Ø 3.2mm  
T= 2x[M3x0.5mm]  
C= Chassis Ear Cut  
Nil = No chassis

Terminal shape  
A=straight terminal  
B= snap-in terminal

Contacts Plating  
Ag=silver  
Au=gold

# Appendix - A

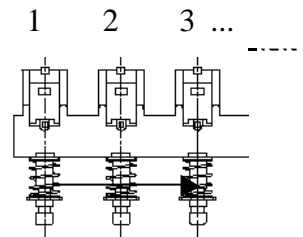
## Switch Assembly Ordering Form

Customer: _____ Purchaser: _____ Project Ref: _____ Sales Rep.: _____	Toneluck Salesman _____ Date: _____ Your Email: _____ Est. Monthly Qty: _____
--	--

**Format:**

**PBN** - **5** - **17.5** **H** - **xxxx**

PBA	No. of switches	Pitch (mm)	<u>Mounting Chassis</u>
PBN		10.0	H = Mounting holes is 2 x Ø3.2 mm
MPN		12.5	T = M3 Screw, 2 x (M3x 0.5 mm)
PWL		15.0	C = Mounting chassis ear cut
		17.5	
		20.0	
		25.0	XXXX : Assigned by Toneluck



Key No.	Switch Part Number	Function (select one only by 'x')				Pitch (p)	Button P/N
		Self Lock	Non-lock	Inter-lock	Reset		
1							
2							
3							
4							
5							
6							
7							
8							

Remarks: \_\_\_\_\_

**To be filled by Toneluck:**

Part-number:	[ ] - [ ] - [ ] [ ] - [ ]
Price:	Lead-time :
Revision Date:	Validity: 180 days
Remarks:	