


Specifications

Ratings:	0.10A 30VDC	10,000 cycles
	1.00A 25VDC	5,000 cycles
Operating Temp:	-10° C ~ +60° C	
Contact Resistance:	30mΩ max. initial	
Insulation Resistance:	100 MΩ min.	
Dielectric Strength:	500VAC for 60 +/- 5 sec	
Housing:	UL 94HB	
Travel-to-lock	2.5mm	
Total Travel	3.5mm	
Timing:	Non-shorting	
Moving Contacts:	Silver plated	
Buttons:	BF & LED series caps	
Operating Force:	200 +/- 100gf (2P)	
	250 +/- 100gf (4P)	

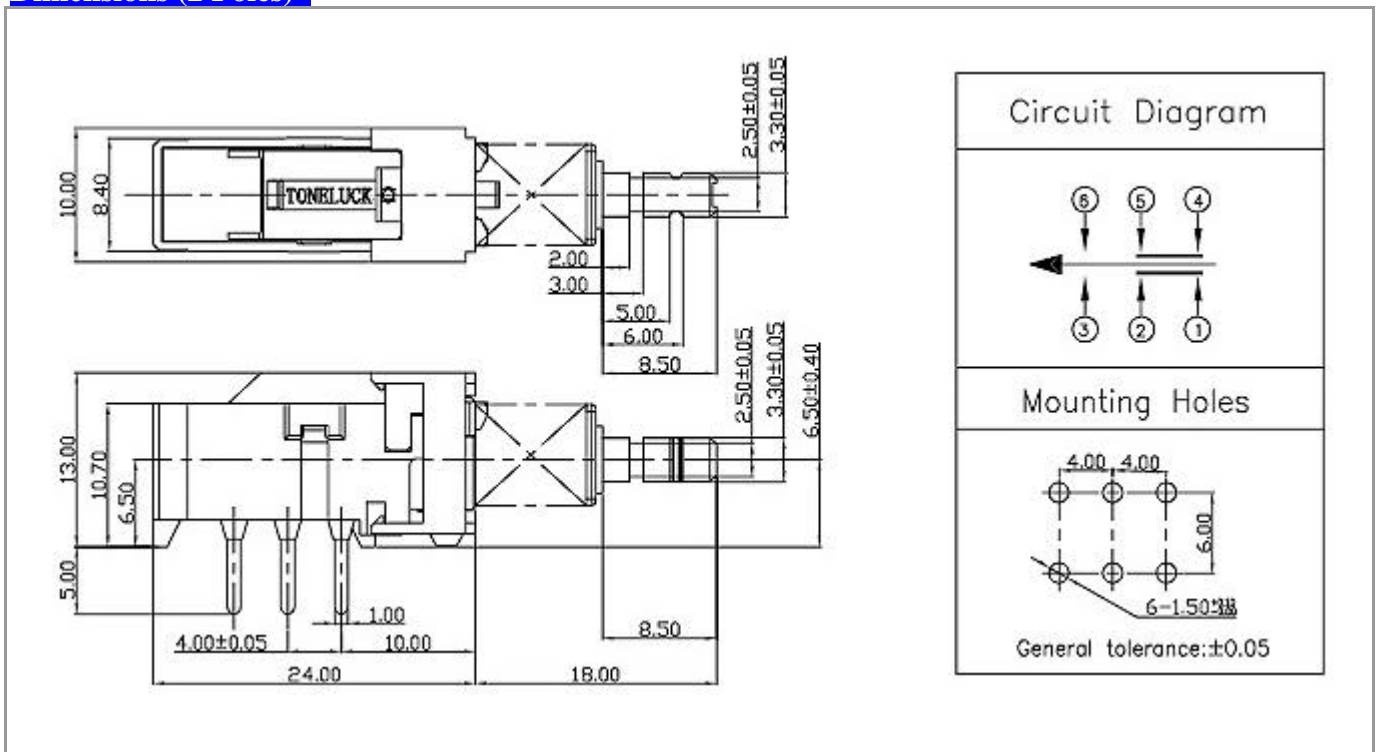


Ordering qty: 200pcs
Switch assembly: 500pcs

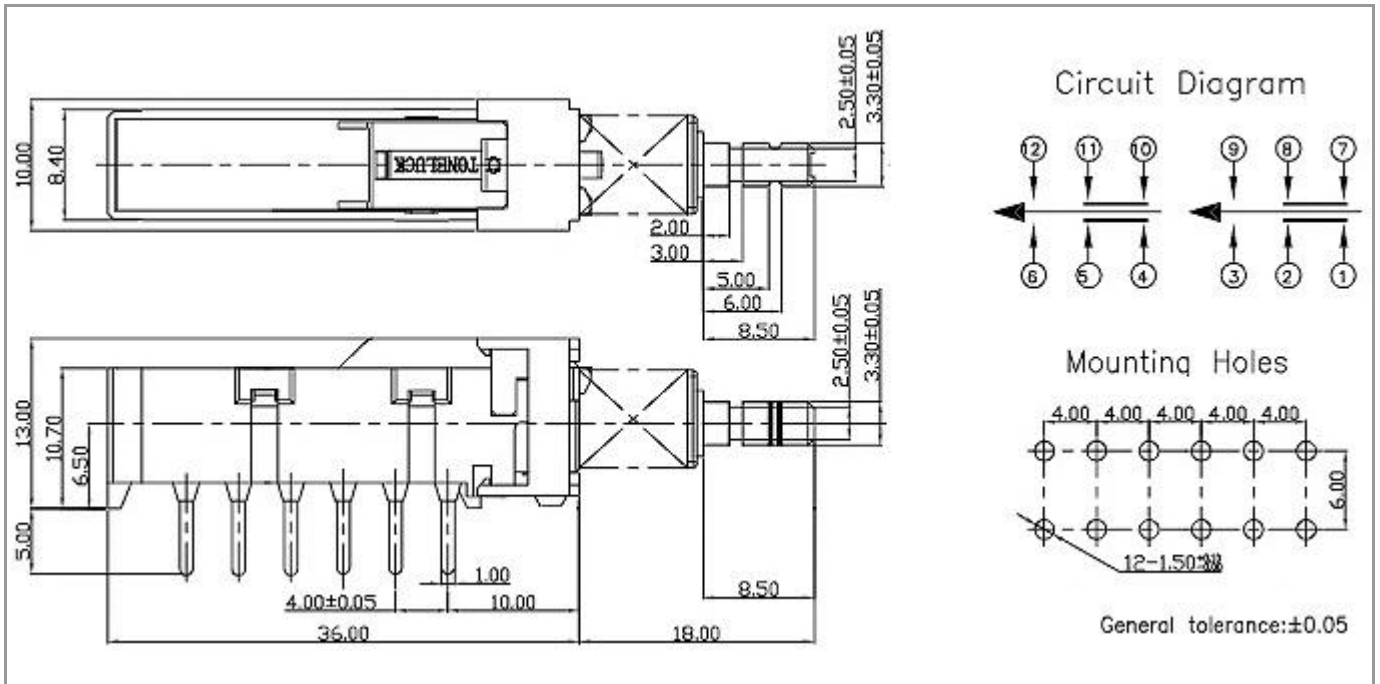
Ordering Single Switch

PBA	-	S	2	D	F1	T
		S = Self Lock N = Non-lock	<u>No. of poles</u> 2 4	<u>Terminal Types</u> A =Straight pins D =Snap in pins	<u>Operating force</u> F1=200+/-100gf (2 Poles) F1=250+/-100gf (4 Poles)	<u>Mounting Chassis</u> H= 2x Ø 3.2mm T= M3 screw Nil = No chassis

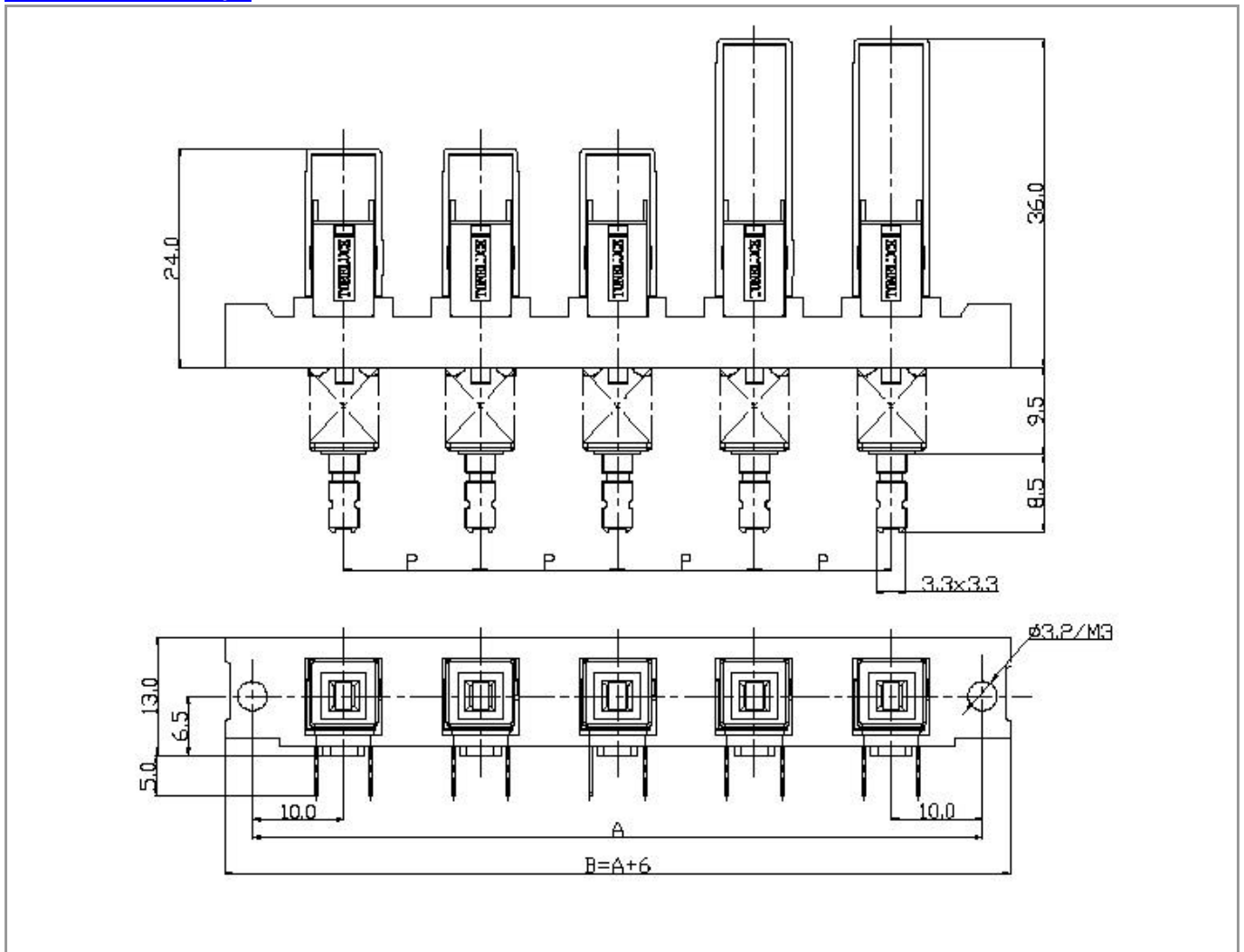
Dimensions (2 Poles)



Dimensions (4 Poles)



Switches Assembly



Appendix - A

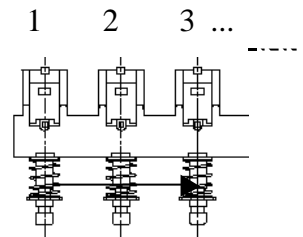
Switch Assembly Ordering Form

Customer: _____	Toneluck Salesman _____
Purchaser: _____	Date: _____
Project Ref: _____	Your Email: _____
Sales Rep.: _____	Est. Monthly Qty: _____

Format:

PBN - **5** - **17.5** **H** - **xxxx**

PBA	No. of switches	Pitch (mm)	<u>Mounting Chassis</u>
PBN		10.0	H = Mounting holes is 2 x Ø3.2 mm
MPN		12.5	T = M3 Screw, 2 x (M3x 0.5 mm)
PWL		15.0	C = Mounting chassis ear cut
		17.5	
		20.0	
		25.0	XXXX : Assigned by Toneluck



Key No.	Switch Part Number	Function (select one only by 'x')				Pitch (p)	Button P/N
		Self Lock	Non-lock	Inter-lock	Reset		
1							
2							
3							
4							
5							
6							
7							
8							

Remarks: _____

To be filled by Toneluck:

Part-number:	[] - [] - [] [] - []
Price:	Lead-time :
Revision Date:	Validity: 180 days
Remarks:	