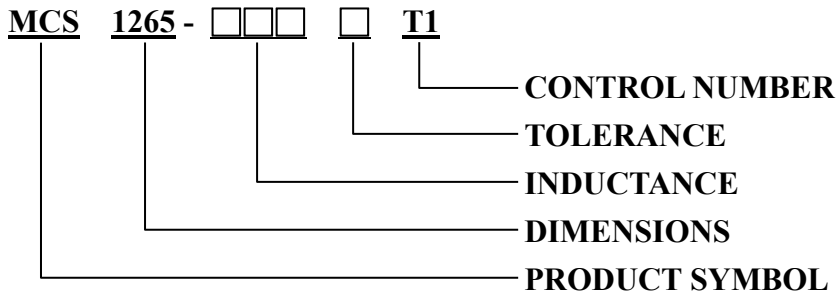


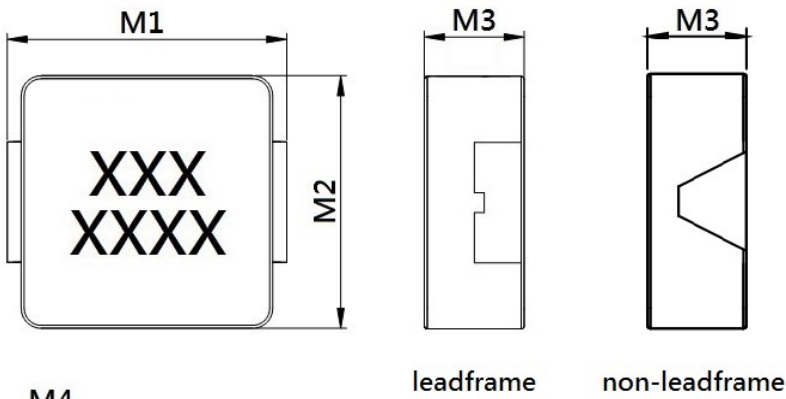
SPECIFICATION FOR APPROVAL

※This is a RoHS and REACH compliant product whose related documents are available on request.
 ※Graphic is only for dimensionally application.

1. PART NUMBERING IDENTIFICATION



2. MECHANICAL DIMENSION



UNIT: mm

	DIM.	TOL.
M1	13.5	±0.5
M2	12.5	±0.3
M3	6.2	±0.3
M4	2.3	±0.3
M5	4.7	±0.3

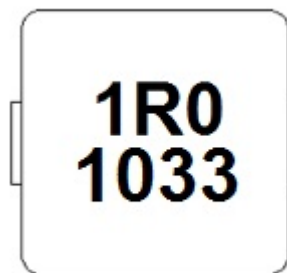
Recommended Patterns

3. MARKING AND DATE CODE

Marking ex:1.0uH → 1R0

Date code

XX XX → year and weekly ex:1033



SPECIFICATION FOR APPROVAL

4. ELECTRICAL SPECIFICATION

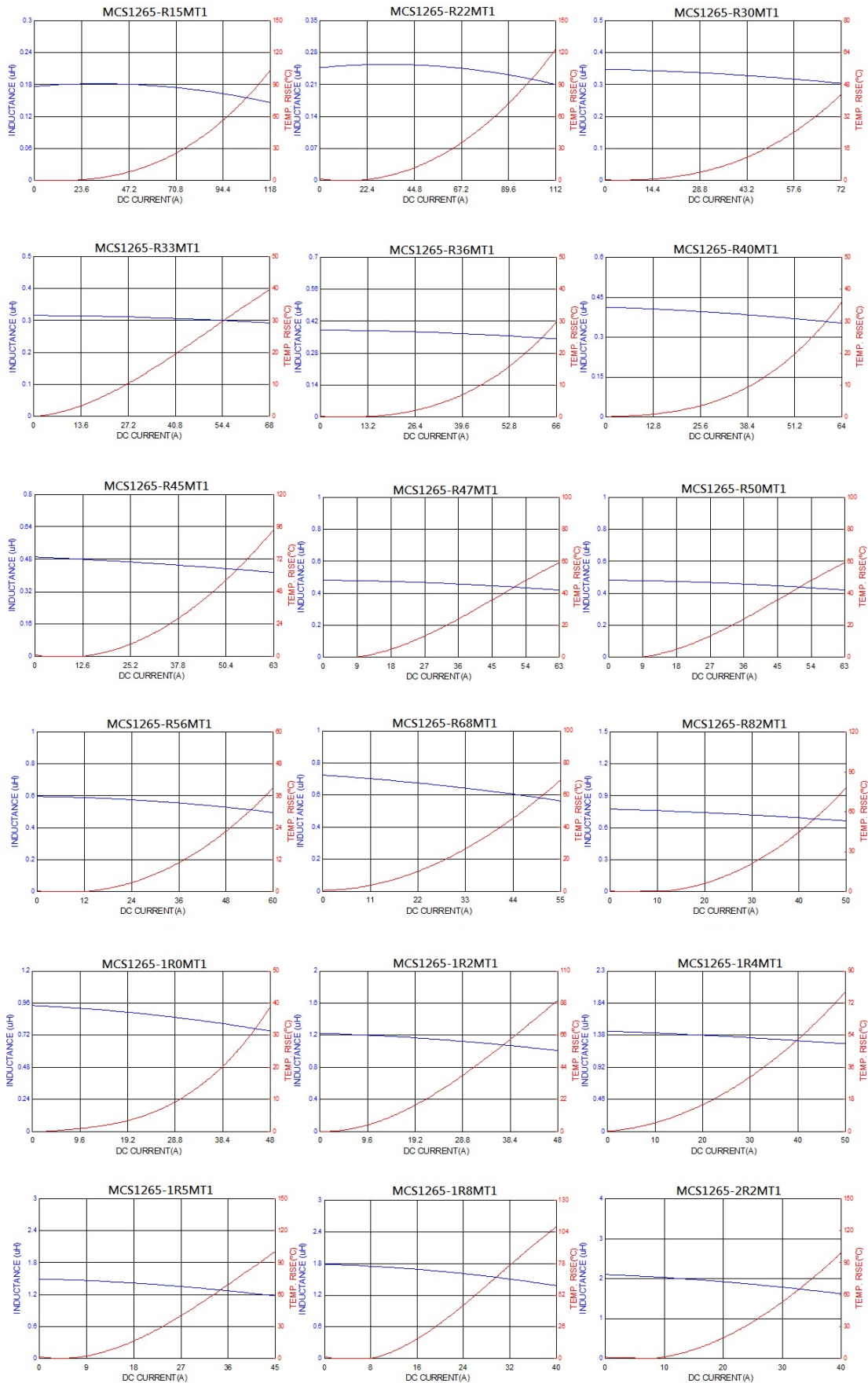
Part number	Inductance (μ H) $\pm 20\%$	DC Resistance (m Ω) Typical	DC Resistance (m Ω) MAX.	I rms (A) Typical	I rms (A) MAX.	I sat (A) Typical	I sat (A) MAX.	Type
MCS1265-R15MT1	0.15	0.49	0.60	55.0	50.0	118.0	108.0	non-leadframe
MCS1265-R22MT1	0.22	0.47	0.60	53.0	48.0	112.0	102.0	non-leadframe
MCS1265-R30MT1	0.30	0.6	0.72	48.0	43.0	72.0	67.0	non-leadframe
MCS1265-R33MT1	0.33	0.65	0.8	46.0	42.0	68.0	63.0	non-leadframe
MCS1265-R36MT1	0.36	0.7	0.9	45.0	41.0	66.0	61.0	non-leadframe
MCS1265-R40MT1	0.40	0.7	1.0	44.0	40.0	64.0	60.0	non-leadframe
MCS1265-R45MT1	0.45	0.9	1.2	42.0	38.0	63.0	59.0	non-leadframe
MCS1265-R47MT1	0.47	0.9	1.2	41.0	37.0	63.0	59.0	non-leadframe
MCS1265-R50MT1	0.50	0.92	1.25	40.0	36.0	60.0	56.0	non-leadframe
MCS1265-R56MT1	0.56	1.05	1.2	37.0	33.0	58.0	55.0	non-leadframe
MCS1265-R68MT1	0.68	1.25	1.5	35.0	32.0	55.0	52.0	non-leadframe
MCS1265-R82MT1	0.82	1.5	1.9	33.0	31.0	50.0	47.0	non-leadframe
MCS1265-1R0MT1	1.00	1.7	2.3	30.0	27.0	48.0	45.0	non-leadframe
MCS1265-1R2MT1	1.20	1.9	2.4	28.0	25.0	47.0	44.0	non-leadframe
MCS1265-1R4MT1	1.40	2.1	2.6	27.0	24.5	46.0	43.0	non-leadframe
MCS1265-1R5MT1	1.50	2.5	3.0	27.0	24.5	45.0	42.0	non-leadframe
MCS1265-1R8MT1	1.80	3.6	4.0	24.0	22.0	40.0	38.0	leadframe
MCS1265-2R2MT1	2.20	3.8	4.2	22.0	20.0	37.0	35.0	leadframe
MCS1265-2R7MT1	2.70	4.3	5.5	20.0	18.0	32.0	30.0	leadframe
MCS1265-3R3MT1	3.30	5.7	6.8	18.0	16.0	30.0	28.0	leadframe
MCS1265-4R7MT1	4.70	7.0	8.4	13.5	11.5	28.0	26.0	leadframe
MCS1265-5R6MT1	5.60	8.5	10	12.5	11.0	23.0	21.0	leadframe
MCS1265-6R8MT1	6.80	9.5	11.5	11.5	10.0	18.0	16.0	leadframe
MCS1265-7R0MT1	7.00	10	12.3	11.2	9.8	17.7	15.7	leadframe
MCS1265-8R2MT1	8.20	12	15.5	10.5	9.5	16.0	14.5	leadframe
MCS1265-100MT1	10.0	13.2	16.5	10.0	9.0	15.5	14.0	leadframe
MCS1265-120MT1	12.0	16	20	9.5	8.5	14.0	13.0	leadframe
MCS1265-130MT1	13.0	21	24	9.0	8.0	13.0	12.0	leadframe
MCS1265-150MT1	15.0	23.2	28	9.0	8.0	12.5	11.5	leadframe
MCS1265-220MT1	22.0	32.5	37	9.0	8.0	12.0	11.0	leadframe
MCS1265-250MT1	25.0	40	47	8.5	7.5	11.5	10.5	leadframe
MCS1265-330MT1	33.0	48	58	8.0	7.0	11.0	10.0	leadframe
MCS1265-470MT1	47.0	76	90	6.5	6.0	9.5	8.8	leadframe
MCS1265-101MT1	100	145	165	4.2	4.1	5.5	5.0	leadframe

Note:

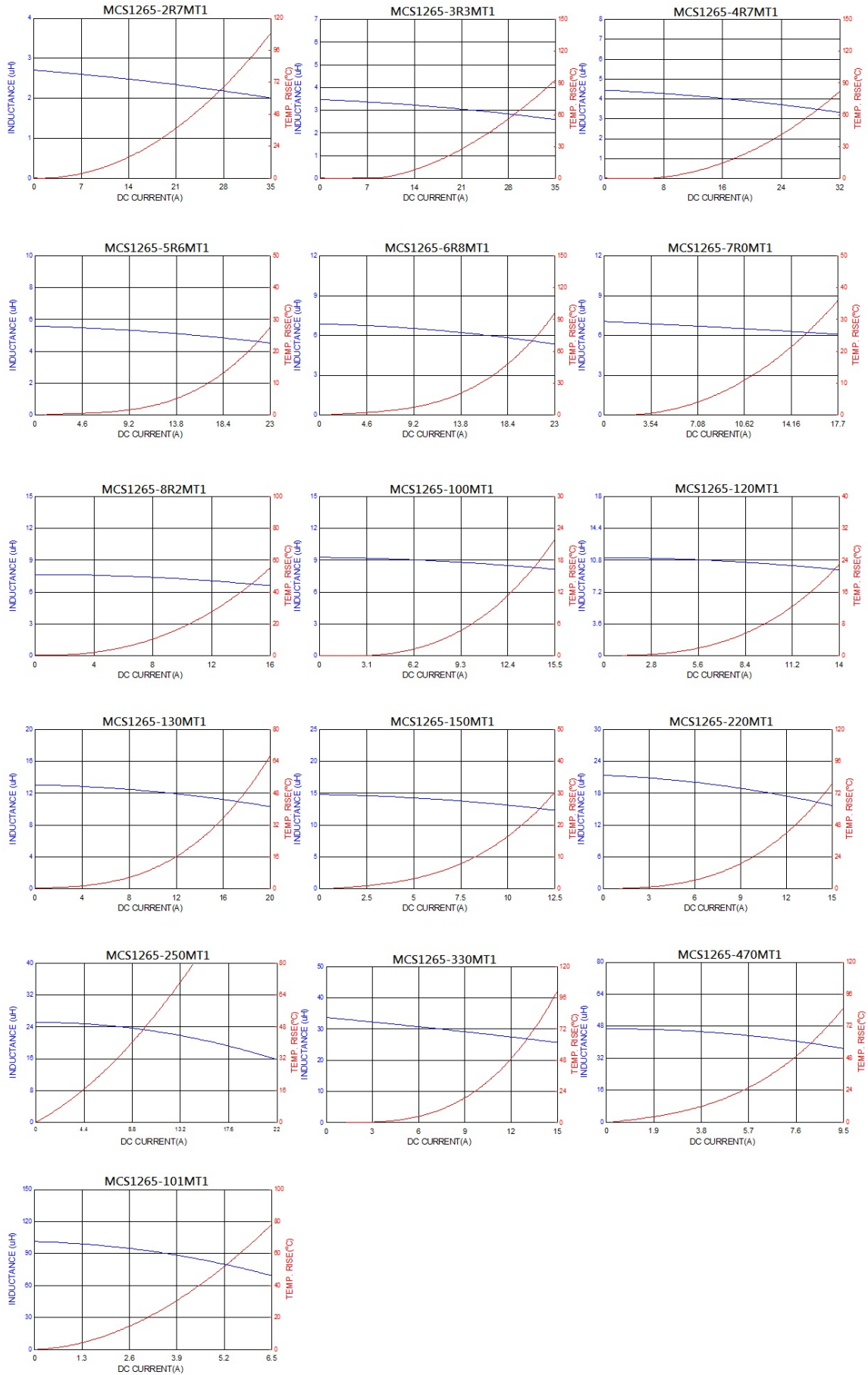
1. Test frequency: 100KHz/1.0V
2. Operating temperature: -40~+125°C (Including self - temperature rise)
3. Storage temperature:
 - 3-1. -10~+40°C, 50~60% RH (Product with taping)
 - 3-2. -40~+125°C (on board)
4. All test data referenced to 25°C ambient
5. Testing Instrument: Inductance: HP4284A, CH11025, CH3302, CH1320, CH1320S LCR Meter / DC Resistance: CH16502, Agilent33420A Micro ohm meter
6. Heat Rated Current (Irms) will cause the coil temperature rise approximately Δt of 40°C
7. Saturation Current (Isat) will cause L0 to drop approximately 30%
8. The part temperature (ambient + temp rise) should not exceed 125°C under worst case operating conditions. Circuit design, component, PCB trace size and thickness, airflow and other cooling provisions all affect the part temperature. Part temperature should be verified in the end application
9. MSL: Level 1

SPECIFICATION FOR APPROVAL

5. ELECTRICAL CURVE



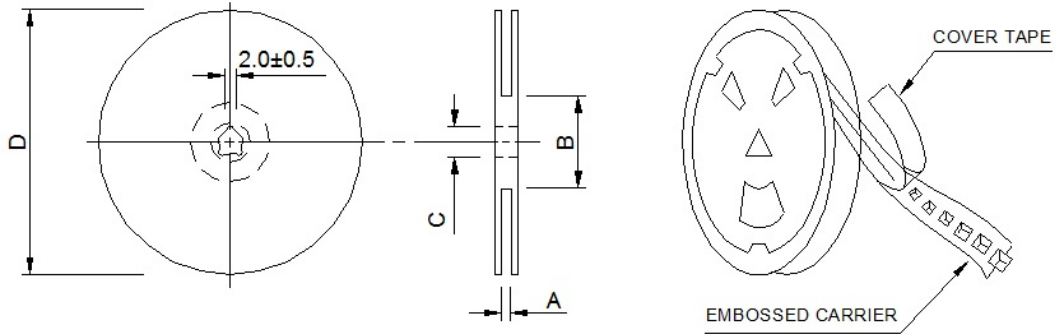
SPECIFICATION FOR APPROVAL



SPECIFICATION FOR APPROVAL

6. PACKING

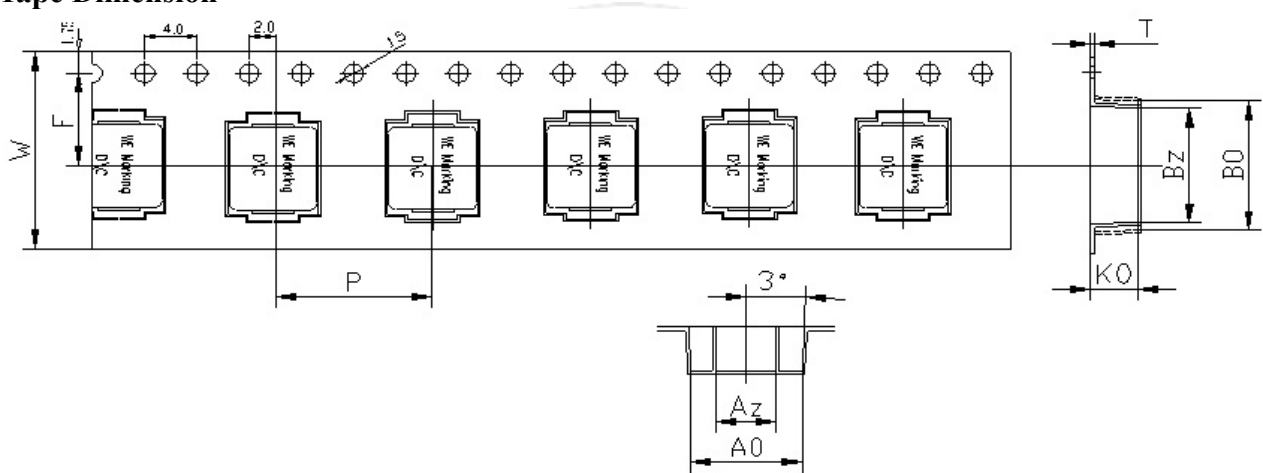
6-1 Reel Dimension



UNIT: mm

A	B	C	D
24.4+2/-0	100±2	13+0.5/-0.2	330

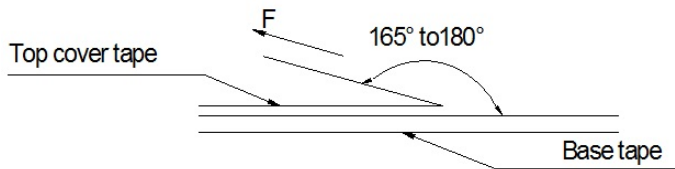
6-2 Tape Dimension



UNIT: mm

Bo	Bz	Ao	Az	Ko	P	W	F	t
14.2±0.1	13.0±0.1	13.0±0.1	7.0±0.1	7.0±0.1	16.0±0.1	24±0.3	11.5±0.1	0.35±0.05

6-3 Tearing Off Force



The force for tearing off cover tape is 10 to 130 grams in the arrow direction under the following conditions (referenced ANSI/EIA-481-D-2008 of 4.11 standard).

Room Temp. (°C)	Room Humidity (%)	Room atm (hPa)	Tearing Speed mm/min
5-35	45-85	860-1060	300

6-4 Packaging Quantity

Chip/Reel	500
Inner box	1000
Carton	4000